

new

English 900



book 1

Collier Macmillan

English 900 - book 1
Maxwell Macmillan

new

English



book 1

Maxwell Macmillan
International Publishing Group
New York Oxford Singapore Sydney

Collier Macmillan Canada
Toronto

NEW ENGLISH 900

Project Editor: Peggy Intrator

Contributing Editor: Michael R. Lanzano

Senior Editor: Mary Ann Kingston Miller

Associate Editor: Gretchen Dowling

Consultant: Jean A. McConochie

Art Director: Zelda Haber

STAFF FOR STUDENT BOOK ONE

Editor: Katrin Tiitsman

Editorial Assistant: Elyn Raymon

Illustrator: Erica Merkling

Art Editor: Anna Sabin

Copyright ©1978 MACMILLAN PUBLISHING CO., INC.

All rights reserved. No part of this book may be reproduced or transmitted in any form or by any means, electronic or mechanical, including photocopying, recording, or by any information storage and retrieval system, without permission in writing from the publisher.

**This is based upon ENGLISH 900[®]
copyright ©1964 Macmillan Publishing Co., Inc.**

Philippines Copyright ©1978 MACMILLAN PUBLISHING CO., INC.

ISBN 0-02-974380-X

PRINTING 14 15 16 17 YEAR 0 1 2 3

Collier Macmillan International
A Division of Macmillan Publishing Co., Inc.
866 Third Avenue, New York, New York 10022
Collier Macmillan Canada, Ltd.
Collier Macmillan Publishers
London

Printed in the United States of America

CONTENTS

Each unit contains three lessons, a refocus exercise, and a bonus dialogue.

The main grammatical points featured are listed below.

Introduction

Characters in New English 900

UNIT ONE WELCOME TO THE WORLD'S FAIR 1

Greetings and Introductions
Demonstrative pronouns—*this/that*

UNIT TWO LATE FOR WORK 13

Simple present tense of *be* with singular subject pronouns
Question words—*What?/How much (is it)?/What time (is it)?*
Introduction to adjectives

UNIT THREE AT SCHOOL 25

Be with plural subject pronouns
Possessive adjectives
Affirmative commands
Question words—*Where?/Why?*
Introduction to prepositions of place

UNIT FOUR IN THE CAFETERIA 39

Be in negative statements and questions
Tag questions
Noun plurals
Question word—*Who?*
Introduction to mass/count nouns

UNIT FIVE	WHAT ARE YOU DOING?	54
	Present continuous form (present and future meaning) Object pronouns Possessive nouns	
UNIT SIX	AT HOME WITH THE O'NEILLS	69
	Simple present of <i>be</i> with future meaning Simple past tense of <i>be</i> Question word— <i>When?</i>	
UNIT SEVEN	AT THE FAIR	83
	Auxilliary modals— <i>may/can</i> Simple present tense with <i>I/You/We/They</i>	
UNIT EIGHT	A DINNER PARTY	98
	More simple present tense with <i>I/You/We/They</i> <i>Have to/Like to/Want to</i> + base form of verbs Negative commands	
UNIT NINE	I NEED A JOB!	113
	Simple present tense with question words and in tag questions <i>Why?</i> and <i>Because</i>	
UNIT TEN	MR. YAMAMOTO'S MARKET	125
	Non-count (mass)/count nouns Possessive pronouns Question words— <i>Whose?/How many?/How much?</i>	
BASE SENTENCE LISTING WITH INTONATION MARKINGS		141
WORD INDEX		153

INTRODUCTION

Welcome to English.

Welcome to New English 900

In this introduction, we want to tell you something about the books you are going to be using.

1. What is New English 900?

NEW ENGLISH 900 is a six-level course for young adult and adult students of English as a second language. It contains material from beginning to advanced levels of study. The series consists of six student textbooks, six workbooks, six teacher's books, and reel-to-reel or cassette recordings.

2. An Updated Program

This series is a revision of the original ENGLISH 900 which takes its name from the 900 Base Sentences presented in the six textbooks. These sentences cover the basic structures and basic vocabulary of the English language. The **Base Sentences** of NEW ENGLISH 900 always appear in a complete and authentic context. They are presented in dialogue form as spoken by a cast of fully-drawn characters who use the English language in a natural way to communicate their thoughts, ideas, and feelings.

3. How Your Textbooks Are Organized

There are 150 Base Sentences in each book, and they are numbered consecutively from Base Sentence 1, Book

1, Unit 1, through Base Sentence 900 in Book 6, Unit 50. New structures are introduced in Base Sentences, and these sentences provide “building blocks” for the rest of the materials studied in the series.

a. The Dialogue Unit

There are ten units in Book 1. Each unit consists of three lessons and contains fifteen Base Sentences. In Book 1, every lesson opens with a short **Dialogue** containing the Base Sentences. As you progress through the series, a continuous and integrated story will be unfolded through the dialogues and, later, the readings. (However, each textbook can be used separately). The dialogues are followed by **Substitution Drills** that introduce variations of the Base Sentences and provide the student with the pronunciation and drill material needed for mastery. The **Exercises** in each lesson can be used as oral and written drills. In addition, every unit contains a **Grammatical Preview**, a **Refocus (review) Exercise**, and a **Bonus Dialogue**.

b. Reading and Refocus Units

Beginning with Book 2, each text contains two **Reading and Refocus Units**. These units consist of thirty Base Sentences introduced in three **Reading Passages**. They are followed by **Comprehension Questions** and **Exercises** that review and contrast aspects of the language previously introduced.

c. Intonation and Word Index

Other features of each textbook include a complete listing of the Base Sentences introduced in that book. This listing appears with **Intonation Lines**. In addition, there is a **Word Index** that lists, in alphabetical order,

all the new words in the book, and notes the unit, lesson, and sentence in which each word first appeared.

4. Your Workbooks and Tapes

A companion **Workbook** is available for each of the six textbooks. The Workbooks reinforce material from the text and develop pronunciation and writing skills. They are designed to be used both at home and in the classroom.

A series of **Pre-recorded Tapes** has been prepared for language laboratory use. These tapes include all material from the Dialogues, Substitution Drills, Readings, and Comprehension Questions in the Student Books, and from the Pronunciation Exercises in the Workbooks.

5. The Teacher's Books

The **Teacher's Books** are an integral part of NEW ENGLISH 900 . Organized to correspond to the student text, the Teacher's Book offers techniques and strategies of practical value to the teacher in the classroom. Included are suggested lesson plans, cultural notes, and a step-by-step outline of ways to present and practice the new material.

Our Thanks

Based on many suggestions we have received from you, the users, we offer NEW ENGLISH 900 . It represents a careful and extensive revision of the widely popular original series. In it, we hope to have combined the best of the old with the most exciting of the new.

CHARACTERS IN NEW ENGLISH 900

THE TIME: The late twentieth century

THE PLACE: A World's Fair (in New York City)

THE MAIN CHARACTERS: (by family)

GARY W. CRAWFORD: husband of Jane, father of Michael; the president of an advertising agency at the World's Fair

MICHAEL R. CRAWFORD: son of Jane and Gary; an artist

JOANA FARIAS: daughter of Alicia and Francisco, sister of Paulo; a student and artist

PAULO FARIAS: son of Alicia and Francisco, older brother of Joana; the manager of a department at the Brazilian Pavilion

MARTA GARCIA: a student

MIGUEL MORALES: a student, a friend of Pedro Ortega

ALI NIKZAD: son of Simon and Zahra, brother of Hussein

SIMON NIKZAD: husband of Zahra, father of Ali and Hussein; a banker

ZAHRA NIKZAD: wife of Simon, mother of Ali and Hussein; a housewife

BILL O'NEILL: husband of Nora, father of Billy, Jack, Peggy and Suzy; an ice cream vendor at the World's Fair

NORA O'NEILL: wife of Bill, mother of Billy, Jack, Peggy and Suzy; a florist

PEDRO ORTEGA: friend of Miguel Morales; a photographer

LAURA SEGURA: secretary for Mr. Crawford

GRANDFATHER YAMAMOTO: grandfather of Jim; the owner of a fruit and vegetable market

JIM YAMAMOTO: grandson of Grandfather Yamamoto

UNIT 1

Welcome to the World's Fair



LESSON 1

- 1 BILL: Good morning, sir.
MAN: Good morning.
- 2 PAULO: Hello, Bill.
How are you today?
- 3 BILL: Fine, thanks.
Beautiful day!
- PAULO: Good for business.
- BILL: Sure is.
- 4 PAULO: See you later.
- BILL: O.K. Paulo. See you later.



NUMBERS 1-15

- | | | |
|----------|----------|--------------|
| 1. one | 6. six | 11. eleven |
| 2. two | 7. seven | 12. twelve |
| 3. three | 8. eight | 13. thirteen |
| 4. four | 9. nine | 14. fourteen |
| 5. five | 10. ten | 15. fifteen |

SUBSTITUTION DRILLS

1. Good morning, **sir.**
madam.
Mr. O'Neill.
Joana.
Ms. Segura.
Miss Yamamoto.
Mrs. Farias.
2. **Good morning,** Bill.
Good afternoon,
Good evening,
Hello,
3. *Hi, **Bill.**
Paulo.
Laura.
Joana.
4. Hello, Paulo. **How are you?**
How are you today?
How are you this morning?
How are you this afternoon?
How are you this evening?

5. **Fine**, thanks. And you?

Pretty good,
 Pretty well,
 *Great,
 *O.K.,
 *Not bad,

6. **Fine**, thank you. And you?

Very well,

7. **Good-bye**, Bill. See you **later**.

*Bye, this afternoon.
 *So long, this evening.
 tonight.
 tomorrow.
 soon.

8. **Good night**, Mr. Lee. See you **tomorrow**.

Good-bye, tomorrow morning.
 Bye, tomorrow evening.
 tomorrow night.

*informal



EXERCISES

Complete the dialogues. Use the words below.

1. Good morning • Very well, thank you

MR. O'NEILL: Good morning, sir.
MR. CRAWFORD: _____.
MR. O'NEILL: How are you today?
MR. CRAWFORD: _____. And you?
MR. O'NEILL: Fine.

2. How are you • See you later • Great


PAULO: Hello, Bill. _____?
BILL: Fine, thanks. And you?
PAULO: _____. Beautiful day!
BILL: Sure is.
PAULO: See you later.
BILL: O.K. Paulo. _____.

3. Good evening • And you • this evening

MR. LEE: Good evening, Mrs. Morris.
MRS. MORRIS: _____, Mr. Lee.
MR. LEE: How are you _____?
MRS. MORRIS: Very well, thank you. _____?
MR. LEE: Fine, thanks.

4. See you tomorrow • Good night

SUSAN: _____, Laura. See you tomorrow.
LAURA: Bye, Susan. _____.



LESSON 2

- 5 GIRL: Excuse me, sir.
BILL: Yes?
- 6 GIRL: Is this the Museum of Modern Art?
- 7 BILL: No. This is the Space Building.
8 That's the Museum over there.
- 9 GIRL: Thank you very much.
- 10 BILL: You're welcome.

SUBSTITUTION DRILLS

1. Excuse me, Bill.

Pardon me, Laura.
 madam.
 sir.
 Mr. O'Neill.
 Mrs. Farias.
 Miss Yamamoto.

2. Is **this** the **Museum of Modern Art?**

that Space Building?
 bank?
 library?
 post office?

3. **This** is the **Space Building.**

That Museum of Modern Art.
 library.
 post office.

4. **Thank you very much,** Bill.

Thank you,
 *Thanks,
 *Thanks a lot,

Statement: *This* is the library.

Question: Is *this* the library?

Statement: *That* is (That's) the library.

Question: Is *that* the library?

Contraction: That is = That's
 (That is the library. = That's the library.)

EXERCISES

1. Complete this dialogue. Use the words below.

Excuse me • over there • Thank you

MAN #1: _____, sir. Is that the bank _____?

MAN #2: No. *This* is the bank. *That's* the post office.

MAN #1: _____ very much.

MAN #2: You're welcome.

2. Complete the sentences. Use the words below.

that • This • Is • 's

a. PERSON # 1: _____ this the museum?

PERSON # 2: No. _____ is the Space Building.

b. PERSON # 1: Is _____ the library over there?

PERSON # 2: No. That _____ the post office.

3. Make questions. Follow the example.

Example: This is the library.

Is this the library?

a. This is the post office.

b. That's the Space Building.

c. This is the Museum of Modern Art.

d. That's the bank over there.

4. Make statements. Follow the example.

Example: Is that the Museum of Modern Art?

That's the Museum of Modern Art.

a. Is this the library?

b. Is that the post office?

c. Is that the Space Building over there?

d. Is this the bank?



LESSON 3

PAULO: Bill!

BILL: Hi, Paulo.

11 PAULO: Bill, this is my sister, Joana Farias.

12 BILL: Very pleased to meet you.

13 PAULO: Excuse me, Bill. Your last name is . . . ?^{o L T r m J}13

BILL: O'Neill.

PAULO: Bill O'Neill.

14 JOANA: How do you do, Mr. O'Neill?

15 BILL: Call me Bill.

WOMAN: Excuse me, sir. Is this the Museum of Modern Art?

PAULO: Good-bye, Bill. See you this afternoon.

BILL: Good-bye. A pleasure meeting you, Joana.

BILL: Now, Miss. The Museum of Modern Art is . . .

SUBSTITUTION DRILLS

1. **This is** my **sister**.
 That's
 mother.
 father.
 brother.
 wife.
 husband.
 family.



2. This is **Paulo Farias**.
 Mr. Farias.
 my brother, Paulo.
 my sister, Joana.
 my mother, Mrs. Farias, and my brother, Paulo.
3. **Very pleased to meet you, Miss Farias.**
 Pleased to meet you, Joana.
 Glad to meet you, Mr. O'Neill.
 Happy to meet you, Bill.
4. Good-bye, **Bill. A pleasure** meeting you.
 Mr. Farias. Nice

5. My first name is **Bill**.

Joana.

Howard.

Atsuko.

Susan.

Paulo.

6. Is your last name **O'Neill**?

Farias?

Ortega?

Becker?

Yamamoto?

Morris?

7. How do you do? My name is **Joana**.

Bill.

Susan.

Howard.

Atsuko.

Paulo.

(your name).

8. **Call me Bill.**

Please call me Joana.

Susan.

Howard.

Atsuko.

Paulo.

(your name).

9. Is **this** your **pen**?

that pencil?

book?

notebook?

textbook?

sister?

mother?

husband?

EXERCISES

1. Complete this dialogue. Use the words below.

Hi • How do you do • Please call me • this

- PAULO: Hello, Bill.
 BILL: _____, Paulo.
 PAULO: Bill, this is my sister, Joana Farias.
 Joana, _____ is Bill O'Neill.
 JOANA: _____, Mr. O'Neill?
 BILL: Pleased to meet you, Miss Farias.
 JOANA: _____ Joana.
 BILL: And call me Bill.

2. Complete this dialogue. Use the words below.

My • name

- JOANA: Hello. My _____ is Joana.
 BILL: Hi. _____ name is Bill.
 JOANA: How do you do?
 BILL: Happy to meet you.

3. Make questions. Follow the example.

Example: This is your pen.
 Is this your pen?

- That's my book.
- This is my pencil.
- This is your notebook.
- That's my pen over there.
- That's your brother.

BONUS DIALOGUE

- PAULO: Hello, Bill.
- BILL: Hi, Paulo. How are you?
- PAULO: Fine, thanks. Bill, this is my mother, Mrs. Farias.
Mother, Bill O'Neill.
- MRS. FARIAS: How do you do, Mr. O'Neill?
- BILL: Pleased to meet you, Mrs. Farias.
- MRS. FARIAS: Paulo, is that Joana over there?
- PAULO: Yes. Joana! Joana!
- MRS. FARIAS: Good-bye, Mr. O'Neill. Nice to meet you.
- BILL: A pleasure meeting you, Mrs. Farias. Good night,
Paulo. See you tomorrow.



UNIT 2

Late for Work



LESSON 1

- 16** LAURA: Hi, Bill. I'm late again.
- 17** BILL: *Uh-huh. Fifteen minutes.¹⁷
- 18** LAURA: Really?
- BILL: Yes, really.
- 19** LAURA: Is my boss here?
- 20** BILL: Yes, he is.²⁰ Good luck.

**uh-huh* = informal spoken form of "yes."
uh-uh = informal spoken form of "no."

GRAMMATICAL PREVIEW

Subject Pronouns	BE		Contractions* (of Subject Pronouns and BE)
I	am	sick.	I'm
You	are		You're
He (Bill) She (Laura)	is	late. a student.	He's (Bill's) She's (Laura's)
It	is	a museum.	It's
This	is	an apple.	
That	is	the Museum of Modern Art.	That's

PREVIEW QUESTIONS

Question: *Is Bill late?*

Answer: Yes, he *is*.

Question: *What is this?*

Answer: *It's a museum.*

Question: *How are you?*

Answer: *Fine, thanks.*

Question: *How much is it?*

Answer: *It's ten cents.*

Question: *What time is it?*

Answer: *It's ten o'clock.*

*contractions are spoken forms.

Numbers

- | | | |
|----------------|-------------|----------------------|
| 16. sixteen | 30. thirty | 90. ninety |
| 17. seventeen | 40. forty | 100. one hundred |
| 18. eighteen | 50. fifty | a hundred |
| 19. nineteen | 60. sixty | 101. one hundred one |
| 20. twenty | 70. seventy | a hundred one |
| 21. twenty-one | 80. eighty | |

SUBSTITUTION DRILLS

- I'm **late** again.
early
home
here
- She** is **fifteen** minutes late.
Laura forty-five
He three
Paulo twenty
- I'm **Laura Segura**.
Bill O'Neill.
Mr. Yamamoto.
Miss Morris.
- (a) Is my **boss** here? (b)—Yes, **he** is.
secretary she
lawyer
teacher

5.

I	am	fine.
She	is	sick.
Laura		angry.
He		
Bill		

EXERCISES

1. Complete this dialogue. Use the words below.

he • Is • I'm

LAURA: Hi, Bill. _____ late again.

BILL: Yes. Fifteen minutes.

LAURA: Really? _____ my boss here?

BILL: Yes, _____ is. Good luck.

2. Complete the sentences. Use the words below.

Is • She's

BILL: Hello, Mr. Crawford.

_____ your secretary here?

MR. CRAWFORD: No. _____ late.



3. Change to pronouns. Follow the example.

Example: My sister's late.

She's late.

- Bill's here.
- Your sister's early.
- Mr. Lee's late again.
- Laura's over there.

4. Change to contractions. Follow the examples.

Examples: 1. She is fifteen minutes late.
She's fifteen minutes late.

2. Bill is early.
Bill's early.

- a. He is ten minutes late.
- b. I am sick again.
- c. Laura is here.
- d. She is over there.
- e. My secretary is early today.

5. Make questions. Follow the example.

Example: I'm late.
Am I late?

- a. I'm early.
- b. Joana is late again.
- c. Bill is over there.
- d. My lawyer is here.
- e. Your teacher is sick today.

6. Make statements. Follow the example.

Example: Is my secretary late again?
My secretary's late again.

- a. Is Paulo here?
- b. Is your brother sick?
- c. Am I early?
- d. Am I late again?
- e. Is my mother over there?



LESSON 2

LAURA:

Good morning, sir.

MR. CRAWFORD:

Good morning, Miss Segura.

21

LAURA:

I'm sorry I'm late, sir, but this morning . . .

22

MR. CRAWFORD:

You are always late, Miss Segura.

LAURA:

But, sir, this morning . . .

23

MR. CRAWFORD:

Miss Segura, please be here at nine o'clock.

LAURA:

Yes, sir.

SUBSTITUTION DRILLS

1. I'm **sorry**.
 right
 wrong.
 busy.
 happy.
 sad.

2.

You	are	always late.
I	am	
He She	is	

3. **Miss Segura** is very **late** this morning.
 Mr. Crawford early
 busy
 happy

4. a. **Paulo** is sorry he's late.
 He
 Mr. Morris
 The doctor



- b. **Laura** is sorry she's busy.
 She
 Ms. Farias
 The doctor



5. Please be here at **nine o'clock. (9:00)**
 nine-fifteen. (9:15)
 five after nine. (9:05)
 nine-thirty. (9:30)
 noon. (12:00)
 midnight. (12:00)



6.

Are	you	always busy?
Is	he she Bill	

EXERCISES

1. Complete this dialogue. Use the words below.

be • are • I'm • Good morning

LAURA: Good morning, sir.

MR. CRAWFORD: _____, Miss Segura.

LAURA: I'm sorry _____ late, sir, but this morning . . .

MR. CRAWFORD: You _____ always late, Miss Segura.

LAURA: But, Mr. Crawford . . .

MR. CRAWFORD: Please _____ here at nine o'clock.

LAURA: Yes, sir.

2. Choose the right word for the sentences below.

am • is • are

a. My mother _____ here.

b. Your sister _____ over there.

c. _____ you busy?

d. _____ I early?

e. I _____ late again.

f. My doctor _____ always busy.

g. This _____ your pen.

h. He _____ my brother.



LESSON 3

- 24 BILL: Well, how's your boss this morning?
- 25 LAURA: He's angry. 25 [*in a deep voice*] "Miss Segura. Please be here at nine o'clock."
- BILL: Your boss is right.
- 26 LAURA: He's a monster!
- BILL: He's right, Laura.
- LAURA: O.K., he's right.
- BILL: Here.
- 27 LAURA: What is it?
- 28 BILL: It's an ice cream sandwich.
- 29 LAURA: How much is it?
- 30 BILL: For you—free!
- LAURA: Oh, Bill. You're a sweetheart!

7. (a) How much is **it?**
 an ice cream sandwich?
 the book?
 this pen?
- (b)—It's **free.**
 ten cents.
 two dollars.
 two dollars and
 ten cents.

EXERCISES

1. Complete the sentences. Use the words below.

How much • What • What time

- a. MR. CRAWFORD: _____ is it?
 BILL: It's twenty cents.
- b. LAURA: _____ is it?
 BILL: It's an ice cream sandwich.
- c. JOANA: _____ is it?
 PAULO: It's 4 o'clock.

2. Complete the sentences. Use the words below.

I'm • She's • It's • He's • You're

- a. LAURA: I like Bill. _____ a very nice person.
- b. TEACHER: What is this?
 STUDENT: _____ a book.
- c. LAURA: I'm sorry _____ late again.
- d. MR. LEE: How is your mother?
 MISS YAMAMOTO: _____ fine, thank you.
- e. LAURA: Am I late?
 MR. CRAWFORD: Yes, Ms. Segura. _____ always late.

REFOCUS EXERCISE

Think about the dialogue in this unit. Now tell me about
PEOPLE AND PLACES.

Laura is	a secretary.
Bill is	angry.
Mr. Crawford is	nice.
I am	an ice cream salesman.
	a boss.
	always late.
	a monster.
	a student.
	a teacher.
	right.

Example: Bill is *an ice cream salesman*.

BONUS DIALOGUE

MR. CRAWFORD: Hi, dear. Sorry I'm late.
 MRS. CRAWFORD: That's okay, dear. Busy day?
 MR. CRAWFORD: Yes, very. My secretary, Miss Segura . . .
 MRS. CRAWFORD: Laura! How is she?
 MR. CRAWFORD: She's fine, but . . .
 MRS. CRAWFORD: Oh, that's good. She's very nice.
 MR. CRAWFORD: Yes, she is, but she's always late.
 MRS. CRAWFORD: Very late?
 MR. CRAWFORD: Yes. Fifteen minutes is *very* late!

UNIT 3

At School



LESSON 1

- 31 JOANA: Where's the English class?
- 32 PAULO: On the first floor.³² Room *101.
- JOANA: Are you sure?
- PAULO: No, I . . .
- 33 JOANA: Look, Paulo. Are those students in our class?³³
- 34 PAULO: Maybe they are.
- 35 Excuse me. Good evening. Are you in English 3?³⁵
- 36 STUDENTS: Yes, we are.
- 37 PAULO: What's the room number?
- STUDENT 1: 201. On the second floor.
- PAULO: Thank you. See you there.

GRAMMATICAL PREVIEW

PLURAL Subject Pronouns	BE		Contractions (of Subject Pronouns and BE)
We (Bill and I)	are	late.	We're
You (You and Joana)		students.	You're
They (Bill and Laura)		in the English class.	They're
These Those are	ice cream sandwiches.	

POSSESSIVE ADJECTIVES

my	our
your	
his/her/its	their

PREVIEW QUESTION

Question: *Where's the English class?*

Answer: *On the second floor.*

Contractions:

What is = What's Where is = Where's There is = There's

SUBSTITUTION DRILLS

1. Where is **the English class?**
 my book?
 your suitcase?
 my ticket?
 the airport?

2. Where are **the books?**
 my tickets?
 my friends?
 your parents?

3. The room is on the **first** floor.
 second
 third
 fourth
 fifth
 sixth
 seventh
 eighth
 ninth
 tenth

4. Where's my pen? —(It's) in your **room.**
 pocket.
 briefcase.
 car.

5. Are **those** students in **our class?**
 these English 3?
 Room 201?
 this class?

6. Are **you and Joana** in Room 201? —Yes, we are.
 you
 we
 you and I

CONNECTED DRILL

What's the room	number?	—301.
the flight		—486.
your passport		—A9125834.
your *phone		—724-5602.

EXERCISES

1. Complete this dialogue. Use the words below.

What's • Excuse me • in • On

JOANA:	Where's the English class?
PAULO:	_____ the first floor.
JOANA:	Are you sure?
PAULO:	No, I . . .
JOANA:	Are those students _____ our class?
PAULO:	Maybe they are. _____.
STUDENTS:	Yes, we are.
PAULO:	_____ the room number?
STUDENT 1:	201.

2. Change to pronouns. Follow the example.

Example: Joana and Paulo are in our class.
They are in our class.

- Those students** are in English 3.
- Paulo and I** are in this class.
- My secretary**, Laura, is here.
- The tickets** are in my suitcase.

3. Change to plural. Follow the example.

Example: That student is in our class.

Those students are in our class.

- My ticket is in my pocket.
- Where is your briefcase?
- That suitcase is in the car.
- My friend is in Room 201.

4. Choose the right word for the sentences below.


are • is • we • she • I • it

- PAULO: _____ you in English 3?
STUDENTS: Yes, _____ are.
- JOANA: _____ our class in Room 201?
STUDENTS: Yes, _____ is. It's on the second floor.
- PAULO: _____ you a student?
STUDENT: Yes, _____ am. I'm in your class.
- JOANA: _____ that woman a lawyer?
BILL: Yes, _____ is.

5. Complete these questions. Use the words below.

What's • Where's • What • What time

- JOANA: _____ is it?
PAULO: It's a pencil.
- MARIA: _____ the English class?
HOWARD: On the second floor.
- HOWARD: _____ is it?
MARIA: It's 6 o'clock.
- MARIA: _____ the room number?
HOWARD: 201.



LESSON 2

- 38** PAULO: Look, Joana. There's my assistant, Maria, and her husband.³⁸ Hello, Maria! Over here!
- 39** MARIA: Paulo! Joana! What a surprise!³⁹
40 Are you here for English, too?
- PAULO AND JOANA: Yes, we are.
- MARIA: Howard, this is Paulo Farias, the new manager, and his sister, Joana. My husband, Howard Becker.
- PAULO, JOANA,
 AND HOWARD: Nice to meet you.
- PAULO: Here's the room. 201.

SUBSTITUTION DRILLS

1. There's **my assistant, Maria.**
 my friend, Bill.
 my husband, Howard.
 your book, *New English 900*.
 your *plane, flight 212.

2. There's my assistant, Maria, and her **husband.**
 sister, Carla.
 son, Richard.
 daughter, Lisa.

3. Are you here for **English,** too?
 dinner,
 the concert,
 a class,
 language class,

4. What a **surprise!**
 beautiful day!
 good idea!
 beautiful baby!

5. **Here** is **the room.**
 There your book.
 my passport.
 a present.
 a gold coin.

EXERCISES

1. Complete these sentences. Use the words below.

and • this is • There's

PAULO: Look, Joana. _____ my assistant, Maria,
_____ her husband.

Hello, Maria! Over here!

MARIA: Paulo! Joana! What a surprise!

Howard, _____ Paulo Farias, the new manager,
and his sister, Joana.

2. Complete these sentences. Use the words below.

her • his • my

MARIA: Look, Howard. There's _____ boss, Paulo Farias,
and _____ sister.

Hello, Paulo!

PAULO: Maria! Howard! What a surprise!

Joana, this is Maria Becker, my assistant, and _____
husband, Howard.

3. Make one sentence. Follow the example.

Example: There's my boss. His name is Paulo Farias.
There's my boss, Paulo Farias.

- There's my lawyer. His name is Joel Dobson.
- There's my secretary. Her name is Laura.
- There's my assistant. Her name is Maria Becker.
- There's the new manager. His name is Paulo Farias.

4. Make one sentence. Follow the example.

Example: This is my assistant, Maria. This is her husband, Howard.
This is my assistant, Maria, and her husband, Howard.

- This is Paulo Farias, the new manager. This is his sister, Joana.
- This is my sister, Susan. This is her friend, Jim.
- This is my lawyer, Joel Dobson. This is his assistant, Mr. Jackson.

5. Make one sentence. Follow the examples.

Examples: 1. **That** is my sister, Suzy. **That** is my sister, Peggy.
Those are my sisters, Suzy and Peggy.

2. **This** is my brother, Billy. **This** is my brother, Jack.
These are my brothers, Billy and Jack.

- This** is my friend, Paulo. **This** is my friend, Joana.
- That's** my son, Michael. **That's** my son, Gary.
- That's** my ^{Filha}daughter, Suzy. **That's** my daughter, Peggy.
- This** is my assistant, Ms. Segura. **This** is my assistant, Mr. Smith.





LESSON 3

TEACHER: Good evening, class.

STUDENTS: Good evening.

41/42 TEACHER: Please sit down. Here are your books,
New English 900.

43 Now, listen to this dialogue. 43 Books closed.

JOANA: Paulo, I'm nervous.

44 PAULO: Why?

JOANA: I'm always nervous in school.

PAULO: Why? The teacher is very nice.

JOANA: Yes, she is. But English is hard.

PAULO: A new language is always hard.


STUDENT: Ssh!

JOANA: I'm sorry.

45 TEACHER: Now, open your books to page 1, and repeat after me.

SUBSTITUTION DRILLS

1. Please **sit down.**
come in.
stand up.
2. **Open your books.**
Close the door.
the window.
your suitcase.
3. Here are **your books.**
your new notebooks.
the tickets.
the plane tickets.
4. Now, **open your books.**
close your books.
read page 1.
stand up.
5. Close your books and **listen to me.**
repeat after me.
listen to this dialogue.
6. Now, sit down and **open your books.**
read lesson 2.
open your notebooks.
listen.



EXERCISES

1. Complete the sentences. Use the words below.

listen • repeat • sit • open

- a. TEACHER: Please _____ down. Here are your books,
New English 900.
Now _____ to this dialogue. Books closed.
- b. TEACHER: Now, _____ your books to page 1, and
_____ after me.

2. Complete these dialogues. Use the words below.

Why • Where

- a. JOANA: Paulo, I'm nervous.
PAULO: _____?
JOANA: I'm always nervous in school.
- b. MARIA: There's your ticket.
HOWARD: _____?
MARIA: Right there. In your pocket!

3. Insert the adjective. Follow the example.

Example: Here are your books. (*new*)
Here are your new books.

- a. English is a language. (*hard*)
b. Joana is a woman. (*pretty*)
c. Mrs. Dubois is a doctor. (*good*)
d. This is my book. (*English*)

4. Make one sentence. Follow the example.

Example: Come in. Sit down.
Come in and sit down.

- Open your books. Read page 1.
- Open your books to page 5. Repeat after me.
- Close your books. Open your notebooks.
- Now, close your books. Listen.

5. Choose the right word for the sentences below.

are • is • am

- Here _____ your tickets.
- Laura _____ late this morning.
- I _____ a student.
- Where _____ your books?
- There _____ my assistant, Maria.
- Those students _____ in our class.
- How _____ Mrs. Crawford today?

REFOCUS EXERCISE

Think about the dialogue in this unit. Now tell me about
PEOPLE, PLACES, AND THINGS.

Joana and Paulo are	brother and sister.
Joana is	in school.
Maria and Howard are	nervous in school.
The English teacher is	on the second floor.
Maria is	husband and wife.
Paulo is	nice.
I am	an assistant.
The English class is	a manager.

BONUS DIALOGUE

[*The Place: The airport, Bogotá, Colombia*]

ARTURO: There's the plane, Miguel.

Wow! It's a 747.

MAMA: My little Miguel.

MIGUEL: Mama, I'm a man!

ARTURO: 747's are beautiful planes.

MAMA: Where is your suitcase?

MIGUEL: Right here, Mama.

MAMA: And your tickets?

MIGUEL: They're in my pocket, Mama.

MAMA: And your passport?

MIGUEL: It's in my pocket, too, Mama.

MAMA: Here's a present.

MIGUEL: Oh, Mama.

MAMA: Open it.

MIGUEL: It's beautiful.

ARTURO: What is it?

MIGUEL: A gold coin.

MAMA: It's for luck.

MIGUEL: Thank you, Mama.

"FLIGHT 212 FOR NEW YORK CITY, GATE 3:"

MAMA: Good-bye, Son.

ARTURO: Good-bye, Miguel.

MIGUEL: Good-bye, Arturo. Good-bye, Mama.

UNIT 4

In the Cafeteria



LESSON 1

- 46 CARLO: Aren't you hungry?
- 47 ANNA: No, I'm not. 47 Not really.
- CARLO: Well, it's 9:30, and I am.
- ANNA: There's a cafeteria on the ground floor.
- 48 CARLO: But it's expensive, isn't it?
- 49 ANNA: No, it isn't.
- 50 CARLO: How's the food?
- 51 ANNA: It's not bad.
- 52 CARLO: O.K. then. Let's go to the cafeteria. 52

GRAMMATICAL PREVIEW

Subject

Pronouns BE Negative

Contraction 1

Contraction 2

I	am	not	late.	I'm	not		
You We They	are			You're We're They're	} not	You We They	} aren't
He She It	is			He's She's It's	} not	He She It	} isn't

Tag Questions:

1. $\begin{matrix} (+) & & (-) \\ \text{It's late, isn't it?} \end{matrix}$

2. $\begin{matrix} (-) & & (+) \\ \text{It isn't late, is it?} \end{matrix}$

It's not late, is it?

Answers:

Yes, it is.

No, it isn't./No, it's not.

Question: *Who's next?*

Answers: (a) *Carlo.*

(b) *I am.*

Contractions: Who is = Who's

The coffee is = The coffee's

Let's = Let us (see UNIT 5)

SUBSTITUTION DRILLS

1. **Aren't** you hungry?

Are

2. **Isn't** she a student?

Is

3.

He She	isn't	a student. hungry.
We You They Maria and I	aren't	students. hungry.

4. **He isn't** a teacher.

He's not

He is not

He is

He's

5. **It's** not late.

I'm

He's

We're

You're

They're

6. It's **expensive,** isn't it?

cheap,

bad,

very good,

on the ground floor,

7. You aren't **hungry**, are you?

nervous,
tired,
confused,
in my class,

8. How's the **food?** —It's pretty good.

book?
coffee?
soup?
pizza?

9. Let's go to **the cafeteria.**

the movies.
a party.
a concert.

EXERCISES

1. Complete this dialogue. Use the words below.

I'm • There's • it's • isn't

CARLO: Aren't you hungry?

ANNA: No, _____ not.

CARLO: Well, _____ 9:30, and I am.

ANNA: _____ a cafeteria on the ground floor.

CARLO: But it's expensive, _____ it?

ANNA: No, it's not.

2. Choose the right word for the tag questions below.

is • isn't

a. School _____ hard, is it?

b. English _____ easy, isn't it?

c. The coin _____ beautiful, isn't it?

d. The cafeteria _____ expensive, is it?

3. Choose the right word for the short answers below.

she is • they aren't • it isn't

- a. STUDENT #1: It's expensive, isn't it?
STUDENT #2: No, _____.
- b. STUDENT #1: She's a teacher, isn't she?
STUDENT #2: Yes, _____.
- c. STUDENT #1: They're students, aren't they?
STUDENT #2: No, _____.

4. Make negative questions. Follow the example.

Example: Are you hungry?
Aren't you hungry?

- a. Are they in that class?
b. Is she nervous?
c. Is it cheap?
d. Is that a pizza?

5. Make tag questions. Follow the example.

Example: It's expensive.
It's expensive, isn't it?

- a. It's very good.
b. They're tired.
c. The cafeteria is on the ground floor.
d. She's confused.
e. You're a salesman.



LESSON 2

- 53 *(Anna and Carlo are in line in the cafeteria.)*
- 54 CARLO: What's that in English?
ANNA: Stew.
- 55 CARLO: Spell it.
ANNA: S-t-e-w.
CARLO: S-t-e-w. Stew, stew.
- 56 COUNTERMAN: Next, next. Who's next?⁵⁶
- 57 CARLO: *Uh, I'm not ready yet, thank you.
- 58 COUNTERMAN: Take your time.⁵⁸ Next!

*"Uh" is not a word. It is a sound of hesitation.

SUBSTITUTION DRILLS

1. Carlo and Anna are in line **in the cafeteria.**
at the theater.
at the ticket booth.
at the counter.
2. What's that? —It's **stew.**
vegetable soup.
pizza.
ice cream.
coffee.
3. Who's **next?**
first?
after that?
last?
4. I'm not **ready.**
next.
hungry.
in line.
in that class.
5. Carlo isn't **ready** yet.
hungry
home
here
6. Let's **sit down.**
sit over there.
eat in the cafeteria.
go to the Fair.
go to the movies.

EXERCISES

1. Complete the dialogue. Use the words below.

Take • ready • next

- CARLO: What's that? In English.
 ANNA: Stew.
 COUNTERMAN: Next, next. Who's _____?
 CARLO: Uh, I'm not _____ yet.
 COUNTERMAN: _____ your time. Next please!

2. Complete the questions. Use the words below.

How's • What's • Who's

- a. CARLO: _____ that in English?
 ANNA: Coffee.
 b. COUNTERMAN: _____ next?
 ANNA: I am.
 c. CARLO: _____ the stew today?
 COUNTERMAN: It's not great, but it's not bad.

3. Make tag questions. Follow the examples.

- Examples:** 1. Bill is an ice cream salesman.
Bill is an ice cream salesman, isn't he?
 2. Howard isn't a student.
Howard isn't a student, is he?

- a. Joana is nervous.
 b. Maria and Howard are students.
 c. Those students are in our class.
 d. Paulo isn't here yet.
 e. These suitcases aren't new.
 f. This isn't your pen.
 g. A new language is hard.
 h. You and your friends are teachers.
 i. The stew is good today.



4. Look at the picture. Answer the questions.

- Who's first in line in the cafeteria?
- Who's last in line?
- Who's second?
- Who's next?
- Who's after that?




LESSON 3

- 59 CARLO: What are those, Anna?
 ANNA: Baked potatoes.
 COUNTERMAN: Next!
 MAN: A hamburger and french fries, please.
 COUNTERMAN: Joe, a *burger and fries. Next!
 ANNA: You're next, Carlo.
- 60 CARLO: Uh, stew, a salad, and coffee, please.
 COUNTERMAN: Here you are. The coffee's at that counter over there. Next!
 ANNA: Vegetable soup, please.
 COUNTERMAN: Here you are. Next!

*informal for "hamburger and french fries"

SUBSTITUTION DRILLS

1. (a) What are **those**, Anna? (b)—They're **baked potatoes**.
 these,
 apples.
 french fries.
 hamburgers.
 sandwiches.
 ice cream cones.



2. (a) What's **this?** (b)—It's **a baked potato.** (c)—It's **stew.**
 that? an apple. soup.
 a hamburger. coffee.
 a sandwich. pizza.
 an ice cream cone. tea.

3. **Coffee**, please.
 Black coffee,
 Coffee with cream and sugar,
 Tea with lemon,

4. I'm ready. **Stew, a salad, and coffee**, please.
 Soup, a hamburger, and tea,
 Vegetable soup, pizza, and an apple,
 A hamburger, french fries, and black coffee,

REGULAR PLURAL FORMS

Add <i>s</i>	hamburger friend	hamburgers friends
Add <i>es</i>	sandwich class	sandwiches classes
Add <i>es</i>	potato	potatoes
*Change <i>y</i> to <i>ie</i> and add <i>s</i>	secretary library	secretaries libraries
Change <i>f</i> or <i>fe</i> to <i>v</i> and add <i>es</i> (or <i>s</i>)	wife half	wives halves

A FEW IRREGULAR PLURAL FORMS

man	men
woman	women
child	children

*But when *y* is after a vowel, add *s* (don't change to *ie*) Example: day → days

EXERCISES

1. Complete this dialogue. Use the words below.

You're next • those • and

CARLO: What are _____, Anna?
 ANNA: Baked potatoes.
 COUNTERMAN: Next!
 ANNA: _____, Carlo.
 CARLO: Uh, stew, a salad, _____ coffee, please.
 COUNTERMAN: Here you are. Next, please.

2. Make one sentence. Follow the example.

Example: A hamburger, please. Coffee, please.
A hamburger and coffee, please.

- a. A hamburger, please. French fries, please.
- b. Vegetable soup, please. Pizza, please.
- c. Stew, please. A salad, please.

3. Make one sentence. Follow the example.

Example: A hamburger and french fries, please. Coffee, please.
A hamburger, french fries, and coffee, please.

- a. Vegetable soup and an apple, please. Black coffee, please.
- b. Vegetable soup, please. A sandwich, please. Tea with lemon, please.
- c. Pizza and an apple, please. A beer, please.

4. Use two contractions. Follow the examples.

Examples: 1. She is not a teacher.
 a. *She isn't a teacher.*
 b. *She's not a teacher.*

2. We are not hungry.
 a. *We aren't hungry.*
 b. *We're not hungry.*

- a. They are not in my class.
- b. That briefcase is not new.
- c. Mrs. Dubois is not nice.
- d. We are not busy.
- e. You are not tired, are you?
- *f. I am not a baby.

REFOCUS EXERCISE

Think about the dialogue in this unit. Now tell me about
PEOPLE, PLACES, AND THINGS.

Carlo is	in school.
The counterman is	in the cafeteria.
The cafeteria's food is	hungry.
I am	not expensive.
Carlo and Anna are	not bad.
Anna isn't	in line in the cafeteria.
	not great.

BONUS DIALOGUE

- CARLO: What's that?
 ANNA: Pizza.
 CARLO: No, not in Italian. What is it in English?
 ANNA: It's "pizza" in English, too.
 CARLO: Oh, really? What are those?
 ANNA: Baked potatoes.
 CARLO: And this?
 ANNA: Uh . . . an apple.
 CARLO: Are you sure?
 ANNA: Yes, I'm sure.
 CARLO: Spell it.
 ANNA: A-p-p-l-e.
 CARLO: A-p-p-l-e, apple. Spell "potato."
 ANNA: P-o-t-a-t-o.
 CARLO: And . . .
 ANNA: Look! Isn't that Atsuko, the woman in our class?
 Let's sit there.

Hi, Atsuko. Where's your husband?

- ATSUKO: He's in line again. He's hungry tonight.
 CARLO: How's the food here?
 ATSUKO: It's *okay. The rice isn't good, but the sandwiches are okay.



UNIT 5

What Are You Doing?



LESSON 1

- 61 PEDRO: Are you writing letters again?
 MIGUEL: *Huh?
- 62 PEDRO: What are you doing?
- 63 MIGUEL: I'm writing to my mother.
- 64 PEDRO: Send her my regards.

*Huh? - very informal; What? - informal; Excuse me? - polite

GRAMMATICAL PREVIEW

PRESENT CONTINUOUS

I	am	writing. reading. sitting.
You We They	are	
He/She	is	

OBJECT ORDER

	OBJECT 1		OBJECT 2
Pedro is writing	a letter	to	me. you. us. him. her. them. his mother. his teachers. Carlo.

	OBJECT 2	OBJECT 1
Pedro is writing	me/you/us him/her/them his mother his teachers Carlo	a letter.

POSSESSIVE NOUNS

His brother	's*	friend/friends
Mrs. Farias	's**	
His brothers The O'Neills		

SUBSTITUTION DRILLS

1. What are you **doing**?
 eating?
 studying?
 reading?
2. **I'm** reading a magazine.
 You're
 He's
 She's
 We're
 They're
3. Are you **writing letters** again?
 eating ice cream
 reading a book
 studying English

*This 's is not a contraction for *is*.

**or Mrs Farias'

4. **Are you** going to the movies, too?

Is he

Are they

Are we

Am I

5. Is Miguel **writing to his mother?**

going to the movies?

working at the World's Fair?

eating in the cafeteria?

6. Miguel is writing to **her.**

him.

them.

us.

me.

you.

7. Send **her** my regards.

him

them.

Judy

your mother

Mr. and Mrs. O'Neill

8. **Send her my regards.**

Give my love.

a book.

a present.

a flower.

EXERCISES

1. Complete this dialogue. Use the words below.

doing • Send • writing

PEDRO: Are you _____ letters again?

MIGUEL: Huh?

PEDRO: What are you _____?

MIGUEL: I'm writing to my mother.

PEDRO: _____ her my regards.

2. Complete the questions. Use the words below.

reading • doing • studying • eating

a. —What are you _____?
—I'm writing a letter to my sister.

b. —What are you _____?
—Stew.

c. —What are you _____?
—A magazine.

d. —What are you _____?
—English.

3. Make questions. Follow the example.

Example: You're writing letters again.
Are you writing letters again?

a. She's reading a book.

b. He's studying English, too.

c. They're eating in the cafeteria again.

4. Change the order. Follow the example.

Example: I'm writing a letter **to my brother**.

I'm writing my brother a letter.

- a. He's sending flowers **to his mother**.
- b. We're giving a present **to Marta**.
- c. She's reading a book **to her daughter**.
- d. I'm sending presents **to my sisters**.

5. Change to pronouns. Follow the example.

Example: Send **your mother** my regards.

Send her my regards.

- a. Send **Mrs. Ortega** my love.
- b. Send **Marta** flowers.
- c. Write **Pedro and Miguel** a letter.
- d. Give **Maria and Paulo** a present.

6. Choose the right word for the sentences below.

am • are • is

- a. He _____ reading a book.
- b. I _____ eating stew.
- c. _____ we going to the movies?
- d. They _____ studying English.
- e. She _____ writing letters.



LESSON 2

- 65** MIGUEL: Where are you going?
Isn't that my new sweater?
- 66** PEDRO: Yes. I'm going to the movies with Marta, the Colombian girl on the fourth floor.
- 67** MIGUEL: You are? What about the woman in your office? 67
- 68** PEDRO: What about her?
- 69** MIGUEL: Aren't you seeing her tonight?
PEDRO: No, tomorrow night.
- MIGUEL: And . . . what's her name, the girl in the bakery?
- 70** PEDRO: Yolanda? I'm seeing her on Friday.

SUBSTITUTION DRILLS

1. Where are you going? —I'm going **to the movies.**
 to a party.
 to school.
 to work.
 home.

2. He's going to a party with **Marta, the Colombian girl.**
 Bill, a new friend.
 Yolanda, the woman in the bakery.
 his mother.
 Marta and Miguel.

3. What about **the woman in your office?**
 the man on the third floor?
 your friend in school?
 your friend at the theater?
 the English class?
 Yolanda?

4. What about **him?**
 it?
 her?
 us?
 them?
 you?
 me?

5. **Aren't** you seeing **her** tonight?
 Are him
 them
 me
 Marta and me
 Mr. Crawford

6. I'm seeing her **on Friday**.
tomorrow.
the day after tomorrow.
Friday night.
this afternoon.
tonight.
next week.
the week after next.

7. What day is today? —It's **Sunday**.
Monday.
Tuesday.
Wednesday.
Thursday.
Friday.
Saturday.

EXERCISES

1. Complete the dialogue. Use the words below.

on • to • with • in • about

MIGUEL: Where are you going?

PEDRO: I'm going _____ the movies _____ Marta,
the Colombian girl _____ the fourth floor.

MIGUEL: You are? What about the woman _____ your
office?

PEDRO: What _____ her?

MIGUEL: Aren't you seeing her tonight?

PEDRO: No, I'm not.

2. Complete the questions. Use the words below.

What about • Who • What • Where

- a. — _____ are you going?
—To school.
- b. —I'm going to the movies with Pedro.
— _____ Miguel? Isn't he going, too?
—No, he's not.
- c. — _____ are you doing?
—I'm reading a book.
- d. — _____'s going to the party?
—Pedro, Marta and Tom.

3. Complete the sentences. Use the words below.

on • with • to

- a. I'm going _____ the movies.
- b. I'm going to the movies _____ Miguel.
- c. I'm going to the movies with Miguel _____ Saturday.

4. Change to pronouns. Follow the example.

Example: I'm seeing **Marta** tonight.
I'm seeing her tonight.

- a. Send **your mother** my regards.
- b. He's seeing **Marta and Miguel** the day after tomorrow.
- c. What about **Bill**? (Isn't he going, too?)
- d. Write **Joana and me** a letter.
- e. What about **you and Atsuko**?
- f. Give **Miguel** a present.
- g. I'm going to a concert with **Maria**.



LESSON 3

MIGUEL: Marta's a nice girl.

PEDRO: Who? Oh, Marta. Yes, she is, isn't she?
It's her birthday next Sunday.

71

72/73 MIGUEL: I know. April 22nd.

74 PEDRO: We're going to a party.

MIGUEL: Aren't you going to the movies?

PEDRO: Yes. *Tonight* Marta and I are going to the movies.
75 Next week, on Marta's birthday, we're going to a party.

MIGUEL: Oh.

SUBSTITUTION DRILLS

1. It's her birthday **next Sunday**.
 this Monday.
 this week.
 next month.
 today.
2. Next week, on **Marta's** birthday, we're going to a party.
 Pedro's
 her
 his
 my brother's
3. What about **the woman in Pedro's office?** Isn't she going, too?
 Paulo's sister, Joana?
 Joana's mother, Mrs. Farias?
4. It's my parents' anniversary on **April 22nd**.
 May 3rd.
 June 4th.
 January 11th.
 June 1st.
5. What's today's date? —It's the **fifth**.
 twenty-third.
 sixteenth.
 twentieth.
 thirty-first.
6. My sister's birthday is in **January**.
 February.
 March.
 April.
 May.
 June.
 July.
 August.
 September.
 October.
 November.
 December.

CONNECTED DRILLS

- You** are going to the movies tonight, aren't **you?**
 We we?
 They they?
- Miguel** is coming to our house later, isn't **he?**
 Marta she?
 Pedro's mother she?
 Your brother he?

EXERCISES

- Complete this dialogue. Use the words below.

birthday • party • Sunday • April

MIGUEL: Marta's a nice girl.

PEDRO: Yes, she is, isn't she? It's her _____ next
 _____.

MIGUEL: I know. _____ 22nd.

PEDRO: We're going to a _____.

MIGUEL: That's nice.

- Change to adjectives. Follow the example.

Example: That's **Mrs. Ortega's** son.

That's her son.

- Pedro is **Miguel's** friend.
- It's **Marta's** birthday next Sunday.
- It's **Mr. Yamamoto's** birthday tomorrow.
- This is **Paulo's** mother.
- It's **my parents'** anniversary next month.

3. Change to pronouns. Follow the example.

Example: Laura's eating ice cream.
She's eating ice cream.

- Susan's reading a book.
- Pedro and I are going to the library on Monday.
- Pedro and Marta are going to the movies tonight.
- Is Atsuko ready yet?
- Are you and Maria eating in the cafeteria again?
- Mr. O'Neill is writing a letter.

REFOCUS EXERCISE

Think about the dialogue in this unit. Now tell me about
 PEOPLE, PLACES, AND THINGS.

- | | |
|---------------------|-------------------------------|
| Miguel is | writing to his mother. |
| Pedro is | not going out. |
| Yolanda is | wearing Miguel's new sweater. |
| Marta is | seeing three women. |
| Pedro and Marta are | a girlfriend of Pedro's. |
| Marta's birthday is | Colombian. |
| | soon. |
| | nice. |
| | going to the movies. |
| | going to a party. |

BONUS DIALOGUE

It's April 22nd, Marta's birthday. Pedro is talking on the phone. He's angry.

- PEDRO: Marta isn't going to the party.
 MIGUEL: Oh? Why?
 PEDRO: She's sick.
 MIGUEL: Oh, I'm sorry. What's wrong?
 PEDRO: A headache.
 MIGUEL: A headache?
 PEDRO: Yes, a headache.
 MIGUEL: Where are you going?
 PEDRO: To the party.
 MIGUEL: You're going alone?
 PEDRO: Sure. Are you writing to your mother again?
 MIGUEL: Yes.
 PEDRO: Send her my regards. Well, I'm going. Good-bye.
 MIGUEL: Bye. See you later.


* * *

- MARTA: Who is it?
 MIGUEL: Miguel. Pedro's friend.
 MARTA: What a surprise! Come in.
 MIGUEL: Thank you. Here. Happy birthday.
 MARTA: Oh, Miguel. They're beautiful! Thank you.
 MIGUEL: I'm sorry about your headache.
 MARTA: Headache? Oh, yes, my headache.
 I'm fine now, thank you.
 MIGUEL: I'm glad. Let's go to a movie, then.
 MARTA: Miguel! What a good idea!



UNIT 6

At Home with the O'Neills



LESSON 1

BILL: Hello! Nora? Billy? Jack? Suzy? Peggy?
I'm home!

76 NORA: Hi, dear. You're home early. 76

77 BILL: Hi, honey. Where were you? 77

78 NORA: I was in the bathroom.

BILL: Where are the *kids?

NORA: Peggy's at the library. Billy and Jack are at baseball practice.

BILL: And Suzy?

79 NORA: She was here a few minutes ago.
Maybe she's in her room.

BILL: **Gee, I'm tired.

80 NORA: How was your day?

BILL: Busy, but not bad.

*informal for "children"

**Gee is an exclamation of surprise or emotion.

GRAMMATICAL PREVIEW

PAST TENSE OF *BE*

Subject Pronouns Affirmative⁽⁺⁾ and Negative⁽⁻⁾ Contractions⁽⁻⁾

I	(+)was (-)was not	at the library yesterday. ready a few minutes ago.	wasn't
You We They	(+)were (-)were not		weren't
He/She/It	(+)was (-)was not		wasn't

Question: *Were* Bill and Nora at the library yesterday?

- (a) Yes, they *were*.
(b) No, they *weren't*.

Tag Questions: *Peggy* was at the library yesterday, wasn't *she*?
Peggy wasn't at the library, was *she*?

PREVIEW QUESTION

Question: *When's* the big game?

Answer: *Next Saturday*.

Contraction: When is = *When's*

SUBSTITUTION DRILLS

1. You're **home** early today.
 here
 in the office
 at work
2. Hi, dear. Where were you? —I was in **the bathroom.**
 the kitchen.
 Bill's room.
 our bedroom.
 the living room.
 the dining room.



3. Were you at **the library** this afternoon?
 the movies
 the park
 baseball practice
 the World's Fair

4. She was here **a few minutes ago**.
 an hour ago.
 yesterday.
 the day before yesterday.
 last night.
 last week.
 last Friday.
 two months ago.

5.

I He/She/Laura	was	late this morning.
You We/Bill and I They/Billy and Suzy You/Billy and you	were	

6. How was **your day?**
 work today?
 baseball practice yesterday?
 your class last night?
 the movie?
 the party?

EXERCISES

1. Complete this dialogue. Use the words below.

were • was

NORA: Hi, dear. You're home early.

BILL: Hi, honey. Where _____ you?

NORA: I _____ in the bathroom.

BILL: Where are the kids?

NORA: They're at the park.

2. Choose the right word for the sentences below.**was • were**

- a. Peggy _____ at the library.
- b. Billy and Jack _____ at baseball practice.
- c. How _____ the food at the cafeteria?
- d. Suzy and I _____ in the park this morning.
- e. I _____ in the bedroom.
- f. You _____ late this morning.

3. Choose the right word for the sentences below.**at • in**

- a. He's _____ the movies.
- b. They were _____ the living room a few minutes ago.
- c. We were _____ the World's Fair this morning.
- d. Suzy's _____ the bathroom.

4. Complete the sentences. Use the words below.**was • were • is • are**

- a. She _____ here a few minutes ago.
- b. It's 5:30. They _____ at baseball practice.
- c. —Isn't the doctor here?
—No. He _____ late.
- d. Billy and Jack _____ at the Fair yesterday.



LESSON 2

BILLY AND JACK: Hi, Mom. Hi, Dad.

BILL: Hi, kids. How was baseball practice?

JACK: Great! I'm hungry, Mom.

81 BILLY: Jack, we weren't great, and you know it.

82 JACK: Maybe *you* weren't.

83/84 BILLY: Oh, I see. *You* were great, but the team wasn't.

85 JACK: Right. Now you understand.

BILLY: Jack, you are a . . .

SUBSTITUTION DRILLS

1.	We They You	weren't	great, and you know it.
	I He/ She It	wasn't	

2. **I wasn't** at the library yesterday.

She was not

He

3. **We weren't** at the movies last night.

You were not

They

4. **You** were great, but **the team** wasn't.

We

your friend

Bill

5. We were **great** this morning, weren't we? —Yes, you were.

wonderful

pretty good

okay

6. **We weren't** at **the park,** but Suzy was.

They weren't the movies,

Billy wasn't baseball practice,

I wasn't the library,

EXERCISES

1. Complete this dialogue. Use the words below.

were • weren't • wasn't • weren't • was

BILL: Hi, kids! How _____ practice?

JACK: Great!

BILLY: We _____ great, and you know it.

JACK: Maybe *you* _____.

BILLY: Oh, I see. *You* _____ great, but the team
_____.

JACK: Right. Now you understand.

2. Change to negative statements. Follow the example.

Example: I was home this afternoon.

I wasn't home this afternoon.

- We were late this morning.
- Jack was in his room a few minutes ago.
- Billy and Jack were at baseball practice this morning.
- Nora was in the dining room.

3. Make one sentence. Follow the example.

Example: You were great. The team wasn't great.

You were great, but the team wasn't.

- Jack and Billy were tired. Suzy wasn't tired.
- The kids were at the park. Their father wasn't at the park.
- Bill was at work. Laura wasn't at work.
- I was at baseball practice. You weren't at baseball practice.

4. Complete the sentences. Use the words below.

were • was • weren't • wasn't


- Nora was home, but you _____.
- Jack and Billy _____ at baseball practice, but I wasn't.
- Father _____ at home, but mother was.
- The team _____ great, but you weren't.


5. Answer the questions with "yes" and "no." Follow the example.

Example: Were you at the game last Friday?

- Yes, I was.
- No, I wasn't.

- Were you at home yesterday?
- Is Peggy in her room now?
- Was Suzy at the library again?
- Was the team great today?
- Were Jack and Billy in the park at 4:00?
- Were you and Bill at the Fair last week?
- Is Billy's mother coming to the game next week?





LESSON 3

- 86/87 NORA: Dinner's almost ready. About five more minutes.
- 88 BILL: When's the big game?
- 89 BILLY: Next Saturday. This was our last practice before the
game.⁸⁹
- JACK: I'm hungry.
- 90 BILLY: *Hey, Jack. Let's practice until dinner's ready.⁹⁰
- JACK: O.K. *Superman*. Let's go.

*informal greeting

SUBSTITUTION DRILLS

1. **Dinner's** almost ready.
 Supper's
 Breakfast's
 Lunch is
2. When's **the big game?**
 the last practice?
 dinner?
 the party?
 your birthday?
3. This was our
 last practice before the **game. The game is tomorrow.**
 concert. The concert is tonight.
 test. The test is tomorrow morning.
 race. The race is next Saturday.
4. Let's practice until **dinner's ready.**
 six o'clock.
 three-thirty.
5. Let's **go.**
 go *home.
 go to the park.
 practice before the game.
 eat in the cafeteria today, O.K.?
6. When's dinner? — In about **five minutes.**
 a minute.
 an hour.
 half an hour.

*There is no preposition before "home."

7. When's the concert? —In **a week.**
 two weeks.
 two months.
 three days.
- The day after tomorrow.

8. When was the concert? —**Two days** ago.
 Three weeks
 A month
- The day before yesterday.

EXERCISES

1. Complete this dialogue. Use the words below.

When • About • last • until

NORA: Dinner's almost ready. _____ five minutes more.

BILL: _____'s the big game?

BILLY: Next Saturday. This was our _____ practice before the game.

JACK: I'm hungry.

BILLY: Hey, Jack. Let's practice _____ dinner's ready.

2. Complete the sentences. Use the words below.

When is • When was • Where was

a. BILL: _____ your practice today?

BILLY: In the park.

b. BILL: _____ the big game?

JACK: Next Saturday.

c. NORA: _____ your last practice?

BILLY: A few hours ago.

3. Make questions. Follow the example.

Example: Dinner's almost ready.
Is dinner almost ready?

- a. The big game's on Saturday.
- b. Supper's ready.
- c. The team's great.
- d. Father's home early.
- e. Billy was at baseball practice today.
- f. Mr. and Mrs. O'Neill were at the concert last night.

REFOCUS EXERCISE

Think about the dialogue in this unit. Now tell me about
PEOPLE, PLACES, AND THINGS.

Nora is

Bill is

Billy and Jack are

Jack is

Suzy and Peggy are

Bill's wife.

Nora's husband.

brothers.

hungry.

tired.

on the school's baseball team.

practicing for Saturday's game.

Bill's and Nora's children.

sisters.

Dear Mama,

How are you and Papa and Arturo? The Ortega family is fine. They send you their love.

I was lonely that first day. The flight was bad, the food was bad, and I was tired. The Ortegas were very happy to see me, and Pedro is a good friend, but that first day I was lonely.

I was homesick, too, but now I feel fine. The Fair is wonderful and New York is exciting. Tonight Pedro and I are going to the movies.

Love,
Miguel



Miguel Morales
c/o Ortega
348 88th Street
Queens, N.Y.
U.S.A.

Sra. M. Morales
Calle 62 # 29A-22
Bogota
Colombia

UNIT 7

At The Fair



LESSON 1

- 91** ALI: Mama, I'm hungry. I want a hot dog.⁹¹
- 92** MRS. NIKZAD: Ali, be patient.
- 93** MR. NIKZAD: Now let's see. On this map there are three restaurants in the Plaza of Nations.⁹³ Italian, French, and Spanish.
- 94** How about Italian food for lunch?
- ALI: But, Father, I want a hot dog!
- MR. NIKZAD: Ali, be quiet. I'm talking to your mother.
- 95** MRS. NIKZAD: Dear, he's only six.
- 96** ALI: Look! An ice cream man! *May I have an ice cream sandwich, please, please?
- 97** I love ice cream sandwiches.
- MR. NIKZAD: He's impossible.
- MRS. NIKZAD: He's only a child.
- 98** MR. NIKZAD: You may have your ice cream sandwich after lunch.

*May = a polite way of asking, giving, or not giving permission.

GRAMMATICAL PREVIEW

Subject Pronoun	CAN** MAY	Verbs	Contraction ⁽⁻⁾
I	(+)can (-)can't	speak English.	cannot = can't
You		help Bill.	
We		play baseball.	
They	(+)may (-)may not*	ride a bicycle.	
He/She			

Question: *Can* Billy play baseball?

Answers: (a) Yes, he *can*.
(b) No, he *can't*.

Tag Questions: 1. *Billy* can play baseball, can't *he*?
2. *Billy* can't play baseball, can *he*?

Answers: Yes, he can.
No, he can't.

*There is no contraction.

***Can* = an *informal* way of asking, giving, or not giving permission.
(for other meanings of *can*, see UNIT 7, Lessons 2 and 3)

Present Tense (Affirmative Statements)

Subject Verb
Pronouns LOVE

I You We They	love	hot dogs.
He/She	Book 2, Unit 12	

SUBSTITUTION DRILLS

- I want **a hot dog**.
an ice cream sandwich.
a hamburger.
a new sweater.
- There are three restaurants **on this map**.
in this city.
on this street.
in the Plaza of Nations.
- There is **an Italian restaurant in the Plaza**.
a Spanish movie at the theater.
a Japanese Garden at the Fair.
a French girl in my English class.
- How about **Italian food** for lunch?
pizza
hot dogs
sandwiches

5. I love **ice cream sandwiches**.
hot dogs.
coffee.
Italian food.
wine.
6. May I **have an ice cream sandwich?** —Yes, you may.
go to the park? —No, you may not.
have a hot dog?
be excused?
7. You may **have your ice cream sandwich** after lunch.
go to the park
play baseball
go to the Fair
8. May I **call you Bill?** —Certainly.
take your order?
order the wine now?
see your passport?
leave a message?



9. He's impossible! —But he's only **six**.
a child.
a baby.

EXERCISES

1. Complete this dialogue. Use the words below.

How about • be • want • are • see

ALI: Mama, I'm hungry. I _____ a hot dog.

MRS. NIKZAD: Ali, _____ patient.

MR. NIKZAD: Now let's _____. On this map there _____ three restaurants in the Plaza of Nations, Italian, French, and Spanish. _____ Italian food for lunch?

2. Complete this dialogue. Use the words below.

have • six • May • only

MR. NIKZAD: Ali, be quiet. I'm talking to your mother.

MRS. NIKZAD: Dear, he's only _____.

ALI: Look! An ice cream man! _____ I have an ice cream sandwich, please? Please!

MR. NIKZAD: He's impossible.

MRS. NIKZAD: He's _____ a child.

MR. NIKZAD: You may _____ your ice cream sandwich after lunch.

3. Choose the right words for the sentences below.

There is • There are

a. _____ seven apples on the table.

b. _____ three restaurants in the Plaza.

c. _____ one theater in this city.

d. _____ a museum at the Fair.

4. Change to plural. Follow the example.

Example: library *libraries*

secretary _____	sandwich _____
wife _____	lady _____
man _____	child _____
city _____	potato _____
baby _____	bakery _____
half _____	woman _____

5. Make questions with "May I." Follow the example.

Example: (have an ice cream sandwich after lunch)*May I have an ice cream sandwich after lunch?*

- (go to the park with Billy)
- (play baseball before lunch)
- (go to Jack's house for lunch)
- (come in)
- (call you Joana)
- (take you to lunch)
- (be excused)



LESSON 2

- 99 MR. NIKZAD: Excuse me, sir. Can you help me?⁹⁹
Where is the Italian restaurant?
- BILL: It's in the Italian Pavilion, over there.
On the second floor.
- MR. NIKZAD: Thank you.
- 100 ALI: [to Bill] I can have an ice cream sandwich later,
can't I?
- 101 BILL: Of course, you can.¹⁰¹ After lunch.

SUBSTITUTION DRILLS

1. (a) Can you help **me?** (b) —**Certainly.**
 him? —Yes, I can.
 her? —No, I'm sorry, I can't.
 us? —Sure.
 them? —Of course.

2. Can **I** help you?

we
he
they
Bill

3. Can you **help** me?

hear
see
call
come with

4. Can you **help me with my homework?**

call us after dinner?
come with us to the park?
read a story to me?
see me this evening?

CONNECTED DRILL

I	can have an ice cream sandwich later, can't	I?
You		you?
He/She		he/she?
We		we?
They		they?

EXERCISES

1. Complete this dialogue. Use the words below.

you can • can't I • Can you

MR. NIKZAD: Excuse me, sir. _____ help me? Where is the Italian restaurant?

BILL: It's in the Italian Pavilion, over there.

MR. NIKZAD: Thank you.

ALI: [*to Bill*] I can have an ice cream sandwich later, _____?

BILL: Of course, _____. After lunch.

2. Complete these sentences. Use the words below.

I • you • me

a. Can you help _____?

b. Can _____ help you?

c. Can I help _____?

3. Answer the questions with "yes" and "no." Follow the example.

Example: Can you come to the park with me?

1. *Yes, I can.*

2. *No, I can't.*

a. Can Bill come to the game on Saturday?

b. Can you hear me?

c. Can you call me later?

d. Can she understand me?

e. Can we leave now?



LESSON 3

- ALI: [to Bill] My name's Ali.
- 102** MRS. NIKZAD: Come along, Ali. ¹⁰²The man is busy.
- 103** BILL: That's O.K. Where are you from, Ali? ¹⁰³
- ALI: Iran.
- BILL: Really?
- 104** ALI: Yes. I can speak two languages.
- BILL: Oh? Your English is very good.
- ALI: Yes.
- MR. NIKZAD: Come, Ali! The restaurant's over here.
- 105** MRS. NIKZAD: Come along, Ali. Good-bye, sir. Thank you for your help. ¹⁰⁵
- ALI: *Bye-bye, ice cream man.
- BILL: Good-bye, Ali. See you after lunch.

*a child's word for "good-bye"; informal.

SUBSTITUTION DRILLS

- Where **are you** from?
are they
are Paulo and Joana
is Ali
- (a) I'm from **Iran.**
Italy.
France.
Japan.
Germany.
(b) I'm **Iranian.**
Italian.
French.
Japanese.
German.
- (a) My parents are from **Spain.**
Brazil.
the United States.
Canada.
Greece.
(b) They're **Spanish.**
Brazilian.
American.
Canadian.
Greek.
- I can speak two languages. **English and Farsi.**
Japanese and Spanish.
French and German.
Italian and Greek.
- I can speak **Spanish,** but I can't speak English.
Korean,
Farsi,
Russian,
Chinese,
- Can you **speak English?**
play baseball?
play tennis?
play the guitar?
dance?
ride a bicycle?
- Thank you for **your help.**
the present.
your advice.
dinner.

ADJECTIVE FORMS FOR NATIONALITIES

<i>-an/-ian</i>	<i>-an/-ian (cont'd)</i>	<i>-ish</i>	<i>-ese</i>
Afghan	Panamanian	British	Burmese
Algerian	Peruvian	Danish	Chinese
American	Rhodesian	English	Japanese
Argentinean	Russian	Finnish	Javanese
Armenian	Tibetan	Irish	Lebanese
Australian	Tunisian	Polish	Portuguese
Belgian	Ukrainian	Scottish	Sudanese
Brazilian	Venezuelan	Spanish	Vietnamese
Bulgarian	Yugoslavian	Swedish	
Canadian		Turkish	
Chilean			
Colombian			
Cuban			
Czechoslovakian			
Dominican			
Ecuadorian			
Egyptian			
Estonian			
Ethiopian			
German			
Ghanaian			
Haitian			
Hungarian			
Indian			
Indonesian			
Iranian			
Italian			
Jamaican			
Korean			
Latvian			
Liberian			
Lithuanian			
Mexican			
Moroccan			
Nigerian			
Norwegian			

EXERCISES

1. Complete this dialogue. Use the words below.

are • Come • is • speak

- ALI: [to Bill] My name's Ali.
 MRS. NIKZAD: _____ along, Ali! The man is busy.
 BILL: That's O.K. Where _____ you from, Ali?
 ALI: Iran.
 BILL: Really?
 ALI: Yes. I can _____ two languages.
 BILL: Oh? Your English _____ very good.
 ALI: Yes.

2. Complete the sentences. Use the words below.

**English • Italy • French • Germany •
 Portuguese • Japan**

- I'm from France. There I speak _____.
- We're from _____. There we speak Italian.
- They're from the United States. There they speak _____.
- You're from _____. There you speak Japanese.
- Joana and Paulo are from Brazil. There they speak _____.
- My mother and father are from _____. There they speak German.

3. Make questions with "Can you." Follow the example.

Example: (play baseball)
Can you play baseball?

- (ride a bicycle)
- (play the guitar)
- (speak English)
- (play tennis)
- (dance)

4. Make tag questions. Follow the example.

Example: You can speak Japanese.

You can speak Japanese, can't you?

- a. They can play baseball.
- b. You can dance.
- c. He can speak English.
- d. She can play the guitar.

REFOCUS EXERCISE

Think about the dialogue in this unit. Now tell me about
PEOPLE, PLACES, AND THINGS.

Ali	is only six.
Nikzad	is Ali's last name.
Mr. Nikzad	can speak two languages.
Mrs. Nikzad	can speak English.
The Nikzads	are at the World's Fair.
Bill	may have ice cream after lunch.
	is formal.
	is not patient.
	is American.
	is patient.
	is hungry.
	are from Iran.

BONUS DIALOGUE

Mr. and Mrs. Crawford are eating lunch at a restaurant.

- WAITER: Here are your cocktails.
- MR. CRAWFORD: Thank you.
- WAITER: The sherry?
- MRS. CRAWFORD: For me, thank you.
- WAITER: And the martini is for you, sir?
- MR. CRAWFORD: Yes, thank you.
- WAITER: May I take your order now?
- MR. CRAWFORD: Please.
- WAITER: The lobster is very good today.
- MR. CRAWFORD: Dear?
- MRS. CRAWFORD: Oh, a fruit salad, please.
- WAITER: Certainly. [*to Mr. Crawford*] And you, sir?
- MR. CRAWFORD: The lobster, and a salad, please.
- WAITER: Thank you. Wine, sir?
- MR. CRAWFORD: Wine, dear?
- MRS. CRAWFORD: No, not for me.
- MR. CRAWFORD: No, thank you.
- WAITER: Very good, sir.



UNIT 8

A Dinner Party



LESSON 1

PAULO: Hey, Joana. Why aren't you ready? It's almost 7 o'clock!

106 JOANA: I'm sorry, Paulo. I'm not going. I have to study. 106

107 PAULO: But you can study *later*. Don't you want to go? 107

108 JOANA: No, not really. I don't like dinner parties. 108

PAULO: But what can I tell the Crawfords?

109 JOANA: Tell them I'm sick.

PAULO: But you *aren't* sick. Come on, Joana.

110 I don't like to lie.

JOANA: And I don't like to go to dinner parties.

GRAMMATICAL PREVIEW

SIMPLE PRESENT TENSE

(Negative Statements)

Subject (—) Verb: Contractions
 Pronoun Negative HAVE

I	don't	have	tickets for the game.	do not = don't
You			to study tonight.	
We				
They				
He/She/ It	Book 2, Unit 12			Book 2, Unit 12



Simple Present (Questions)

Do	I you we they	have	tickets for the game? to study tonight?
Book 2 Unit 12	he/she	Book 2 Unit 12	

Affirmative Statement: You }
Negative Statement: You *don't* } have tickets for the game.

Negative Question: *Don't* you }
Affirmative Question: *Do* you } have tickets for the game ?

Answers: (a) Yes, I *do*.
 (b) No, I *don't*. (I'm not going.)

SUBSTITUTION DRILLS

1. I have to **study**.
 study English.
 go.
 go home.
 go to work.

2. I have to study English.
 You
 We
 They
 Joana and you

3. I have **a test tomorrow**.
 three sisters.
 a good job.
 tickets for the concert.
 time for a drink.
4. I like **dinner parties**.
 Mr. Crawford.
 ice cream.
 them.
5. **Do** you have to study tonight?
 Don't
6. Do you **have to study**?
 want to go?
 like to play baseball?
 like parties?
 speak French?
 have my phone number?
7. **I don't like to lie**.
 You like parties.
 We want to work.
 They have to study.
 Joana and I speak German.
8. Tell **them** I'm sick.
 him
 Joana
 my mother
 her
 the Crawfords

EXERCISES

1. Complete this dialogue. Use the words below.

have to • to go • study • like

PAULO: Hey, Joana. Why aren't you ready?

JOANA: I'm sorry, Paulo. I'm not going. I _____ study.

PAULO: But you can _____ later.

Don't you want _____ ?

JOANA: No, not really. I don't _____ dinner parties.

2. Choose the right word(s) for the sentence below.

have • have to

a. You may _____ a cocktail before dinner.

b. You _____ go to the dinner party!

c. Can we _____ hamburgers for lunch?

d. I can't go. I _____ write letters tonight.



3. Change to negative statements. Follow the example.

Example: I have to study.
I don't have to study.

- a. I want to go to the party.
- b. I like Joana.
- c. You have to work on Saturday.
- d. We want Italian food for lunch.
- e. Carlo and I like to play tennis.
- f. I have a bicycle.
- g. They speak English.

4. Make questions. Follow the example.

Example: They like pizza.
Do they like pizza?

- a. They like school.
- b. They want hamburgers for lunch.
- c. Joana and Paulo want to go.
- d. Carlo and I like to play tennis.
- e. They have to work tomorrow.
- f. They speak English.

5. Make negative questions. Follow the example.

Example: Do you want to go?
Don't you want to go?

- a. Do you like parties?
- b. Do they like to play baseball?
- c. Do we have to study English tonight?
- d. Do you like French food?



LESSON 2

- PAULO: Come on, Joana. You can't say "no" to the Crawfords.
- 111 JOANA: My English is so bad, and they don't speak Portuguese.
- PAULO: Your English is fine. And you have a good accent.
- 112 JOANA: Do you really think so?
- 113 PAULO: Yes, I do. 113 And you can practice your English at the party.
- JOANA: You're so confident.
- PAULO: Then you're coming?
- JOANA: No, Paulo. I don't want to go.
- 114 PAULO: Please, Joana. Do it for me. 114 For my career.

SUBSTITUTION DRILLS

1. My English is **so** bad.

very
not
pretty
really

2. (a) You have a **good** accent.

charming
lovely
fine

(b) Do you really think **so?**

my accent is good?
I have a good accent?

3. **Do it** for me.

Say "hello"
Go to the store
Call the Crawfords

4. Don't **do it**.

lie to the Crawfords.
tell them.
go to the party.
study now. Study later!

5. I want to go to the party, but I have to **work**.

study.
help my mother.
go to school.

EXERCISES

1. Complete this dialogue. Use the words below.

can • so • Do • don't • have

PAULO: Come on, Joana. You can't say "no" to the Crawfords.

JOANA: My English is _____ bad, and they _____
speak Portuguese.

PAULO: Your English is fine. And you _____ a good accent.

JOANA: _____ you really think so?

PAULO: Yes, I do. And you _____ practice your English at
the party.

2. Choose the right word for the sentences below.

say • tell

Examples: 1. _____ them I'm sick.
Tell them I'm sick.

2. _____ "Good bye" for me.
Say "Good bye" for me.

a. _____ Michael I'm tired.

b. I can't _____ "I'm sorry" to him.

c. I can't _____ the Crawfords you're sick. They know
you're not.

d. Please _____ "Hello" to them for me.

e. _____ him I'm busy.

f. Don't _____ them I'm here.

3. Answer the questions with "yes" and "no." Follow the example.

Example: Do you speak Portuguese?

1. *Yes, I do.*
2. *No, I don't*
3. *Yes, we do.*
4. *No, we don't.*

- a. Do you like ice cream?
- b. Do you want to play tennis?
- c. Do you have to study?
- d. Do you want a new sweater?
- e. Do you like to read?

4. Make sentences with "but." Follow the example.

(+)

(-)

Example: I like hamburgers, but (*hot dogs*)

I like hamburgers, but I don't like hot dogs.

- a. I speak Spanish, but (*English*)
- b. I like to read, but (*study*)
- c. I like Mrs. Crawford, but (*Mr. Crawford*)
- d. I want to play tennis, but (*go to the park*)
- e. I can go to the movies, but (*go to a party*)

5. Make more sentences with "but." Follow the example.

(-)

(+)

Example: I don't speak Portuguese, but (*understand it*)

I don't speak Portuguese, but I understand it.

- a. I don't have to study, but (*want to*)
- b. I don't want to go, but (*have to*)
- c. I don't speak English, but (*can understand it*)
- d. I don't like school, but (*love parties*)
- e. I don't like to dance, but (*can*)



LESSON 3

[There is a knock at the door.]

JOANA: [to Paulo] Who's that?

PAULO: He's here. Please, Joana, for me.

The door's open! Come in!

MICHAEL: Hi, Paulo.

115 PAULO: Hello, Michael. Do you know my sister, Joana?

116 MICHAEL: No, I don't.

117 PAULO: Joana, I want you to meet Michael Crawford.

118 He's driving us to his parents' party.

JOANA: How do you do?

MICHAEL: It's a pleasure to meet you Joana.

PAULO: I'm ready, but Joana . . .

119 JOANA: Oh, Paulo. Just five more minutes.

120 [to Michael] Sorry to keep you waiting.

MICHAEL: Don't apologize. I'm happy you're coming.

SUBSTITUTION DRILLS

1. **Do** you **know** my sister, Joana?
 Don't like
 want to meet
2. No, **I** don't.
 they
 you
 we
3. I want you to **meet Michael Crawford.**
 study tonight.
 go to the party.
 drive us to the park.
4. He's driving us to **his parents' party.**
 the Crawfords' house.
 his friends' house.
5. I'm sorry to **keep you waiting.**
 hear you're sick.
 be so late.

CONNECTED DRILL

I'm almost ready. Just **five** more **minutes.**
 two pages.
 one exercise.
 three substitution drills.

EXERCISES

1. Complete this dialogue. Use the words below.

know • meet • don't • driving

MICHAEL: Hi, Paulo.

PAULO: Hello, Michael. Do you _____ my sister, Joana?

MICHAEL: No, I _____.

PAULO: Joana, I want you to _____ Michael Crawford.
He's _____ us to his parents' party.

JOANA: How do you do?

2. Change to object pronouns. Follow the example.

Example: I like **Paulo**.

*I like **him**.*

- He's driving **Paulo and Joana** to his parents' house.
- I want **the stew** for lunch.
- Paulo wants **Joana** to go to the party.
- The Crawfords want **Joana and me** to come to their party.

3. Respond with negative commands. Follow the example.

Example: I'm nervous.

Don't be nervous.

- I'm confused.
- I'm angry.
- I'm sad.
- I'm sorry.

4. Change to negative commands. Follow the example.

Example: Come in
Don't come in.

- a. Call me after ten.
- b. Go home now.
- c. Write your mother a letter.
- d. Tell them I'm sick.

5. Answer the questions with "Yes, I do" or "Yes, I am."

Examples: 1. Do you like parties?
Yes, I do.

2. Are you coming to the party?
Yes, I am.

- a. —Do you know my brother?
—_____.
- b. —Are you Joana's brother?
—_____.
- c. —Do you have a test tomorrow?
—_____.
- d. —Do you have to study tonight?
—_____.
- e. —Are you leaving soon?
—_____.

REFOCUS EXERCISE

Think about the dialogue in this unit. Now tell me about
PEOPLE, PLACES, AND THINGS.

Mr. Crawford	is nervous at formal dinner parties.
Paulo	is not nervous at formal business dinners.
Joana	is confident.
Michael	is handsome.
	is driving Paulo and Joana to the dinner party.
	is nervous about her English.
	is Michael's father
	is charming.

BONUS DIALOGUE

MR. CRAWFORD: Michael.

MICHAEL: Yes, Dad.

MR. CRAWFORD: We have to talk.

MICHAEL: Oh? What about?

MR. CRAWFORD: The business, son.

MICHAEL: What about it?

MR. CRAWFORD: It's growing. I want an assistant, and . . .

MICHAEL: And you want me.

MR. CRAWFORD: Yes. I'm 57. Soon . . .

MICHAEL: Dad. You know I'm an artist.

MR. CRAWFORD: I don't understand.

MICHAEL: I know you don't.

MR. CRAWFORD: You're 29. You're intelligent.

MICHAEL: And I want to paint.

MR. CRAWFORD: That's a hobby, not a career.

MICHAEL: What about Michelangelo or Picasso? Was it a hobby for them, too?

MR. CRAWFORD: No. Of course not. But . . .

MICHAEL: But what? Maybe I'm not Picasso. But I have to try. Give me a year. One more year.

UNIT 9

I Need a Job!



LESSON 1

FRIEND: Don't cry, Laura. You don't have to work there.

121 LAURA: But I need the money!

122 FRIEND: Why don't you look for a new job?

123 LAURA: Where? How? I don't know my way around New
124 York. I feel lost.

GRAMMATICAL PREVIEW

Why When Where	do you want to go?
What	do you want?

Question: *Why* do you want to go to the party?

Answer: *Because I like parties.*

Question: *Why* don't you want to go to the party?

Answers: (a) *Because I don't like parties.*

(b) *Because I have nothing to wear.*

Tag Questions: (a) You like your boss, ⁽⁺⁾ don't you? ⁽⁻⁾

(b) You don't like your boss, ⁽⁻⁾ do you? ⁽⁺⁾

Answers:

Yes, I do.

No, I don't.

SUBSTITUTION DRILLS

1. You don't have to work **there**.

in Mr. Crawford's office.

late tonight.

with him.

this Saturday.

2. I need the **money**.
 job.
 help.
 time.
 rest.
3. Why don't you **look for a new job? You're a good secretary!**
 talk to him? He's very nice.
 want to go to the party? You love to dance.
 think about it? Take your time.
 like the Crawfords? They're nice people.
4. I'm looking for **a new job**.
 my son, Ali.
 an Italian restaurant.
 a good dictionary.
 him.
5. I don't know my way around **New York**.
 a big city.
 this school.
 the museum.
 the Fair.
6. I feel **lost**.
 lonely.
 sad.
 confused.
 sick.
 fine.

CONNECTED DRILL

- Where** do you study? —**In my room.**
Why —I like to.
When —At night.

EXERCISES

1. Complete this dialogue. Use the words below.

need • look • feel • work • know

FRIEND: Don't cry, Laura. You don't have to _____ there.

LAURA: But, I _____ the money!

FRIEND: Why don't you _____ for a new job?

LAURA: Where? How? I don't _____ my way around New York. I _____ lost.

2. Choose the right word(s) for the questions below.

Why don't • Don't

- _____ you want to go?
—No, I don't.
- _____ you want to go?
—I don't like dinner parties.
- _____ you like New York?
—Yes, of course, I do.
- _____ you like New York?
—Yes, but I don't know my way around.

3. Choose the right word(s) for the questions below.

Where do • Do

- _____ you want to eat lunch?
—In the cafeteria.
- _____ you want to eat lunch?
—No. I'm not hungry yet.
- _____ they play baseball?
—Yes, they do.
- _____ they play baseball?
—In the park.



LESSON 2

- 125/126** FRIEND: What's wrong with the job, Laura? What don't you like about it?
- 127** LAURA: My boss. I don't understand him.¹²⁷
 FRIEND: What don't you understand?
 LAURA: I don't think he's human.
- 128** FRIEND: What do you mean?
- 129** LAURA: For him, business is everything.¹²⁹ Business is his life.
 FRIEND: Oh, Laura. He can't be so bad.
- 130/131** LAURA: Oh, yes, he is. He's a machine. No friendly words, no smiles, no little compliments.¹³⁰ Nothing. Just business.¹³¹ He isn't human.

SUBSTITUTION DRILLS

1. What's **wrong** with **the job?**
 the matter him?
 you?
 the office?
 Laura?

2. I don't **understand him.**
 like her.
 know it.
 need them.

3. What don't you **understand?**
 like?
 want?
 like about it?

4. I don't think he's **human.**
 nice.
 ambitious.
 friendly.

5. What do you **mean?**
 want?
 want to eat?
 like to do?

6. For	him, business Michael, art Paulo, business Mrs. Farias, family	is	everything.
	Pedro, women	are	

7. **No friendly words, no smiles, no little compliments.** Nothing.
No coffee, no tea, no wine, no beer.
No baseball, no tennis, no movies, no concerts.
8. I have nothing to **read. No books, no magazines.**
wear. No sweaters, no jackets.
do. No homework, no tests.
eat. No meat, no potatoes.

EXERCISES

1. Complete this dialogue. Use the words below.

he • him • it

- FRIEND: What's wrong with the job, Laura?
What don't you like about _____?
- LAURA: My boss. I don't understand _____.
- FRIEND: What don't you understand?
- LAURA: I don't think _____'s human.
- FRIEND: What do you mean?
- LAURA: For _____, business is everything.
Business is his life.

2. Change the names to pronouns. Follow the example.

Example: I don't understand **Mr. Crawford.**
I don't understand him.

- Mr. Crawford** isn't human.
- I don't know **Laura.**
- They don't know **the Crawfords.**
- Joana and Paulo** like **Michael.**
- Laura** is crying.

3. Choose the right word for the questions below.

What • When • Where

- a. — _____'s the matter with you?
—I feel sick.
- b. — _____ don't you understand?
—Yesterday's lesson.
- c. _____ do you want for your birthday?
—Oh, I don't know. Maybe a new sweater.
- d. _____ do you want to go?
—In five minutes.
- e. — _____ do you want to go?
—To the movies.





LESSON 3

- 132/133** FRIEND: What about your work? You like it, don't you?
 LAURA: Yes, I do. And I know I'm a good secretary, but . . .
 FRIEND: But what?
- 134** LAURA: To him, I am nothing.¹³⁴ A machine. A late machine.
 I am *not* a machine.
 FRIEND: Why don't you talk to him?
- 135** LAURA: Because he's impossible.¹³⁵ Leopards don't change
 their spots.* I have to look for a new job.

*The expression "Leopards don't change their spots" = "People don't change"

SUBSTITUTION DRILLS

1. What about your **work?** You like it, don't you?
 office?
 job?
 business?
2. You **like it,** don't you?
 know my sister, Joana,
 want to see Michael,
 want to go to the party,
3. You don't **think you're a bad secretary,** do you?
 speak Swahili,
 want to go to the party,
 have to work there,
4. I know **I'm a good secretary.**
 he's a hard boss.
 she's an artist.
 it's late, but I don't want to go.

CONNECTED DRILL

- | | |
|--|---|
| Why don't you talk to him?
me?
them?
us?
her?
your boss? | —Because he's impossible.
you don't listen.
they don't like me.
you're always busy.
she can't help me.
he's not friendly. |
|--|---|

EXERCISES

1. Complete this dialogue. Use the words below.

do • You • a • look for

FRIEND: What about your work? _____ like it, don't you?

LAURA: Yes, I _____. And I know I'm _____ good secretary, but . . .

FRIEND: But what?

LAURA: To him, I'm nothing.

I have to _____ a new job.

2. Make tag questions. Follow the example.

Example: You like your job.

You like your job, don't you?

- They like the Crawfords.
- You know my parents.
- Joana and Paulo want to see Michael.
- You don't want a new job.
- They don't like beer.

3. Answer the questions in **A** with the answers in **B**.

Example: Why don't you like him?

Because he isn't friendly.

A

Why don't you like him?

Why are you crying?

Why weren't you in class yesterday?

Why are you nervous?

Why can't you help me?

B

Because I'm sad.

Because I'm busy.

Because I have a test tomorrow.

Because I was sick.

Because he isn't friendly.

REFOCUS EXERCISE

Think about the dialogue in this unit. Now tell me about
PEOPLE, PLACES, AND THINGS

Laura is	crying.
Laura's friend is	not happy about her job.
Mr. Crawford is	trying to help.
	a good secretary.
	not human.
	not a friendly person.
	not a machine.
	alone in New York.
	looking for a new job.
	not rich.

BONUS DIALOGUE

PAULO: What are you doing?

JOANA: I'm writing a note to the Crawfords.

I want to thank them for dinner.

PAULO: Why don't you call them? Here people always use the phone.

JOANA: Well, okay.

PAULO: Why don't we invite them to dinner?

JOANA: That's a good idea. I want Mama to meet Mrs. Crawford.

PAULO: What about Mr. Crawford? Don't you like him?

JOANA: He's impossible.

PAULO: Be nice to him.

JOANA: *You* can be nice to him. I don't like him.

PAULO: Are you inviting Michael, too?

JOANA: Of course.

PAULO: He was very happy last night.

JOANA: I was, too.


PAULO: But Michael is always so quiet. And last night, he was talking and laughing.

JOANA: What do you think about Michael?

PAULO: I think he's a great guy, but he isn't very ambitious.

UNIT 10

Mr. Yamamoto's Market



LESSON 1

- 136** JIM: Grandfather, don't lift that. Let me help you. 136
 MR. YAMAMOTO: Thank you, but . . .
 JIM: You have a bad back.
 MR. YAMAMOTO: I am old, but I'm not helpless.
 JIM: O.K., Grandfather.
 [to a customer] Can I help you?
- 137** CUSTOMER 1: Do you have any lettuce?
 JIM: Yes, sir. Over there, in the second case.
 CUSTOMER 1: How much is it?
- 138** JIM: Seventy-nine cents a head.
- 139** CUSTOMER 2: Excuse me. How much are the grapes? 139
- 140** JIM: Ninety-nine cents a *pound.
 CUSTOMER 2: And the oranges?
 JIM: They're five for a dollar.


*The U.S. is beginning to use the metric system. People still use the words *pound*, *quart*, and *pint*.

Some things you can buy in a store:

- a head of lettuce/cabbage
- a can of soup
- a bottle of wine
- a quart of milk
- a pint of ice cream
- a loaf of bread (two *loaves of bread)
- a pound of coffee/sugar/butter
- a box of salt
- a **dozen eggs

Some things you can order in a restaurant:

- a bowl of soup/stew
- a glass of wine/milk/water
- a slice of bread
- a piece of cake/pie
- a dish of ice cream
- a cup of coffee/tea
(with a slice of lemon,
a lump of sugar)



*note the plural

**note: There is no "of" after "a dozen." It means "twelve."

SUBSTITUTION DRILLS

1. Let **me** help you.

us
Jim
her

2. Do you have *any **lettuce?**
cabbage?
milk?
fruit?
apples?
vegetables?

3. We have some **lettuce.**
cabbage.
milk.
fruit.
apples.
vegetables.

4. We don't have any **lettuce.**
cabbage.
milk.
fruit.
apples.
vegetables.

5. How much is the **lettuce?—79¢ a head.**
ice cream?—\$1.12 a quart.
wine?—\$3.29 a bottle.
butter?—\$1.04 a pound.
bread?—63¢ a loaf.
soup?—50¢ a can.

6. How much are the **grapes?—99 cents a pound.**
eggs?—98 cents a dozen.
oranges?—Five for a dollar.
lemons?—Two for 29 cents.
apples?—35 cents apiece.

*or "some"

EXERCISES

1. Complete this dialogue. Use the words below.

are • any • is • head • pound

- JIM: Can I help you?
 CUSTOMER: Do you have _____ lettuce?
 JIM: Yes, sir. Over there, in the second case.
 CUSTOMER: How much _____ it?
 JIM: 79 cents a _____.
 CUSTOMER 2: How much _____ the grapes?
 JIM: 99 cents a _____.

2. Choose the right word for the sentences below.

some • any

- I want _____ wine.
- I need _____ potatoes for dinner tonight.
- I don't have _____ bread.
- I don't need _____ wine today.
- Please give me _____ grapes.

3. Make questions with "How much." Follow the examples.

Examples: 1. (grapes)

How much are the grapes?

2. (lettuce)

How much is the lettuce?

- oranges
- butter
- cabbage
- potatoes
- lemons
- milk
- sugar

4. Change to plural. Follow the example.

Example: a head of lettuce (*two*)
two heads of lettuce

- a. a can of soup (*three*)
- b. a quart of milk (*two*)
- c. a pound of potatoes (*five*)
- d. a bottle of wine (*two*)
- e. a cup of coffee (*six*)
- f. a glass of water (*three*)
- g. a loaf of bread (*two*)





LESSON 2

- 141/142 JIM: Can I help you?
 CUSTOMER 1: Please. I can't find the lettuce.
 JIM: Isn't there any in the second case?
 CUSTOMER 1: I don't think so.
 JIM: We don't have a lot of lettuce today. How much do you need?
- 143 CUSTOMER 1: Not much.¹⁴³ Only one head. Oh, and a few limes.
 JIM: The limes are over there.
 CUSTOMER 1: There aren't many there.
- 144 JIM: Oh? How many do you need?
 145 CUSTOMER 1: Oh, four or five.
- 146 MR. YAMAMOTO: Is anything wrong?
 CUSTOMER 1: Oh, hello, Mr. Yamamoto.
 MR. YAMAMOTO: You know my name?
 CUSTOMER 1: Of course. Your market is famous.
 MR. YAMAMOTO: Is it?

SUBSTITUTION DRILLS

1. We don't have **a lot of lettuce** today.
much sugar
cabbage
coffee
milk
butter

2. How much do you need? —**Not much.**
—Only a little.
—A lot.
—Two heads/pounds/quarts.

3. You don't have **many limes** today.
a lot of lemons
oranges
potatoes

4. How many do you need? —**Not many.**
—A lot.
—Three or four.
—Only a few.
—Just a couple.
—Several.

5. Is anything wrong? —**No, everything's fine, thank you.**
—No, nothing's wrong.
—Yes, something's wrong! These apples are rotten!
—Yes, I can't find the butter.

CONNECTED DRILL

Do you want **oranges** or **apples**?
 lettuce cabbage?
 four five pounds of flour?
 one two dozen eggs?
 three four quarts of milk?

EXERCISES

1. Complete this dialogue. Use the words below.

much • any • so • Please • one

JIM: Can I help you?
 CUSTOMER 1: _____. I can't find the lettuce.
 JIM: Isn't there _____ in the second case?
 CUSTOMER 1: I don't think _____.
 JIM: We don't have a lot of lettuce today.
 How _____ do you need?
 JIM: Not much. Only _____ head.

2. Change to "a lot of." Follow the examples.

Examples: 1. Do you need **many** apples?
 Do you need a lot of apples?

2. I don't have **much** time.
 I don't have a lot of time.

- Don't give me **many** potatoes.
- I don't need **much** money.
- We don't want **much** beer.
- Do they have **many** books?
- Do you eat **much** fruit?
- I don't have **many** friends.

3. Answer the questions with "Yes, a little" or "Yes, a few."

Example: 1. Do you need any cream?

Yes, a little.

2. Do you need any potatoes today?

Yes, a few.

- a. Do we have any coffee in the house?
- b. Are there any new movies this week?
- c. Are you buying any books for school?
- d. Do you need any money?
- e. Are you going to any parties this weekend?

4. Choose the right word(s) to fill in the blanks.

much • many • a little • a few

- a. —How _____ time do you need?
—Not much. Just _____ hours.
- b. —How _____ brothers do you have?
—Three.
- c. —How _____ lemons do you want?
—Not _____. One or two, thank you.
- d. —How _____ money do you need?
—Not _____. Just _____ dollars.
- e. I'm making a salad, and I need _____ salt and pepper.



LESSON 3

CUSTOMER 1: There's an article about it in the paper. Here, look. "GOING TO THE FAIR? FIRST STOP: YAMAMOTO'S FRUIT AND VEGETABLE MARKET."

JIM: May I buy the newspaper from you?

CUSTOMER 1: No, take it, please. [*to Grandfather*] Here.

JIM: Thank you. Now the lettuce [*looking in the case*]. Here. There was a head in the case with the cabbage.

CUSTOMER 1: How much is it?

JIM: Seventy-nine cents.

147 MR. YAMAMOTO: [*looking up from the paper*] No. Give it to him for forty cents.¹⁴⁷ It's the last head.

CUSTOMER 1: Thank you, Mr. Yamamoto. Good-bye.

MR. YAMAMOTO: Good-bye.

148 JIM: O.K. Who's next? Whose oranges are these?¹⁴⁸

149 CUSTOMER 2: They're mine.

JIM: And the potatoes?

150 CUSTOMER 2: [*pointing to Customer 3*] Hers.

JIM: [*to Customer 2*] That's \$1.99, please.


3. **This** car is **Sandra's**.
That Miguel's.
the Crawfords'.
Paulo's and mine.

4. Give **it** to **him**.
the lettuce her.
the newspaper me.
those oranges us.
them.

5. Give **him** the **lettuce**.
her the newspaper.
me these oranges.
us
them
Jack

6. Give it to him for **forty cents**.
half price.
free.
nothing.

7. The **oranges** are yours, but the **lettuce** isn't.
grapes cabbage
apples bread
lemons coffee



EXERCISES

1. Complete this dialogue. Use the words below.

Whose • They're • Hers

- JIM: O.K. _____ oranges are these?
 CUSTOMER 2: _____ mine. And the grapes, too.
 JIM: And the potatoes?
 CUSTOMER 2: _____.
 JIM: [*to Customer 2*] That's \$1.99, please.

2. Choose the right words for the questions below.

is this • are these

- a. Whose sweaters _____?
 b. Whose car _____?
 c. Whose jacket _____?
 d. Whose magazines _____?

3. Choose the right word for the questions below.

Whose • Who's

- a. — _____ newspaper is this?
 —It's Jim's.
 b. — _____ working in the store today?
 —Jim is.
 c. — _____ house is that?
 —It's Michael's parents'.
 d. — _____ that woman over there?
 —It's Paulo's sister.
 e. — _____ children are they?
 —They're the Nikzads' children.
 f. — _____ coming to dinner?
 —Joana and Paulo.

4. Change to possessive pronouns. Follow the example.

Example: This is **her sweater**.

This is hers.

- a. This is **his car**.
- b. These are **their suitcases**.
- c. Those are **our books**.
- d. Those are **your magazines**.
- e. This is **my jacket**.

5. Change to pronouns. Follow the example.

Example: Give the lettuce to **the man**. It's forty cents.

Give the lettuce to him. It's forty cents.

- a. Give the pen to **Laura**. She's looking for it.
- b. Give the potatoes to **Paulo**. He's cooking dinner tonight.
- c. Give the English books to **Joana and me**. We have to study.
- d. Send a note to **Mrs. Crawford**. We have to thank her.
- e. Send the article to **Mr. Yamamoto**. He's at the store.
- f. Give some money to **Billy and Jack**. They're going to the movies.

6. Change the order. Follow the example.

Example: Give the pen to Laura.

Give Laura the pen.

- a. Write a letter to your mother.
- b. Send my regards to your family.
- c. Give a present to Marta.
- d. Read the article to Mr. Yamamoto.

REFOCUS EXERCISE

Think about the dialogue in this unit. Now tell me about
PEOPLE, PLACES, AND THINGS

Jim is	famous.
Mr. Yamamoto is	old but not helpless.
The vegetable market is	young.
	a good businessman.
	working in his grandfather's store.
	Mr. Yamamoto's.

BONUS DIALOGUE

It's Saturday afternoon. It's a beautiful day. Ali is at the Fair again.

ALI: Hello, ice cream man.

BILL: Hello, Ali. Are you alone?

ALI: Yes.

BILL: Where are your parents?

ALI: I don't know.

BILL: Really? Uh . . . Ali . . .

ALI: May I have an ice cream sandwich, please?

BILL: Sure, Ali. Why don't you sit down and talk to me?

ALI: O.K. Here's thirty-five cents.

BILL: Whose money is that?

ALI: It's mine.

BILL: It's yours? You're a rich young man!

ALI: Yes.

BILL: I like your jacket, Ali.

ALI: I don't. It's my brother's.

BILL: Don't you like your brother?

ALI: No. My father and mother like my brother.

He's always good. I don't like him.

BILL: I like you, Ali.

ALI: May I come home with you?

BILL: Look! Isn't that your mother?

She's crying, Ali.

ALI: Mommy! Mommy! Here I am!

THE INTONATION LINES

The next ten pages contain the 150 Base Sentences found in this book. They are arranged by unit—page one is the first unit of the book, page two is the second, and so on. The sentences are not accompanied by the context in which they appear in the actual lessons.

The blue lines that appear with a sentence indicate how it is spoken in American English. If you look at the lines you will be able to recognize the basic intonation patterns of English. The language employs three pitches: low, medium, and high.

Example: **How** **are** **you?**
medium *high* *low*

The intonation lines should not be used independently, but should be studied along with the sentences as they are spoken, either by your teacher or on the tapes that accompany the book. It is not really possible to learn how to produce a sound by studying only a printed representation of that sound. As you repeat the sentences aloud after your teacher or after the tapes, you will gradually become familiar with the intonation patterns and learn how to use them.

- 1 Good morning, sir.
- 2 How are you today?
- 3 Fine, thanks.
- 4 See you later.
- 5 Excuse me, sir.
- 6 Is this the Museum of Modern Art?
- 7 No. This is the Space Building.
- 8 That's the Museum over there.
- 9 Thank you very much.
- 10 You're welcome.
- 11 Bill, this is my sister, Joana Farias.
- 12 Very pleased to meet you.
- 13 Excuse me, Bill. Your last name is...?
- 14 How do you do, Mr. O'Neill?
- 15 Call me Bill.

- 16 I'm late again.
- 17 Fifteen minutes.
- 18 Really?
- 19 Is my boss here?
- 20 Yes, he is.
- 21 I'm sorry I'm late, sir, but this morning...
- 22 You are always late, Miss Segura.
- 23 Miss Segura, please be here at nine o'clock.
- 24 Well, how's your boss this morning?
- 25 He's angry.
- 26 He's a monster!
- 27 What is it?
- 28 It's an ice cream sandwich.
- 29 How much is it?
- 30 For you—free!

31 Where's the English class?

32 On the first floor.

33 Are those students in our class?

34 Maybe they are.

35 Are you in English 3?

36 Yes, we are.

37 What's the room number?

38 There's my assistant, Maria, and her husband.

39 What a surprise!

40 Are you here for English, too?

41 Please sit down.

42 Here are your books, *New English 900*.

43 Now, listen to this dialogue.

44 Why?

45 Now, open your books to page 1 and repeat after me.

46 Aren't you hungry?

47 No, I'm not.

48 But it's expensive, isn't it?

49 No, it isn't.

50 How's the food?

51 It's not bad.

52 Let's go to the cafeteria.

53 Anna and Carlo are in line in the cafeteria.

54 What's that in English?

55 Spell it.

56 Who's next?

57 Uh, I'm not ready yet, thank you.

58 Take your time.

59 What are those, Anna?

60 Uh, stew, a salad, and coffee, please.

- 61 Are you writing letters again?
- 62 What are you doing?
- 63 I'm writing to my mother.
- 64 Send her my regards.
- 65 Where are you going?
- 66 I'm going to the movies with Marta, the Colombian girl on the fourth floor.
- 67 What about the woman in your office?
- 68 What about her?
- 69 Aren't you seeing her tonight?
- 70 I'm seeing her on Friday.
- 71 It's her birthday next Sunday.
- 72 I know.
- 73 April 22nd.
- 74 We're going to a party.
- 75 Next week, on Marta's birthday, we're going to a party.

76 You're home early.

77 Where were you?

78 I was in the bathroom.

79 She was here a few minutes ago.

80 How was your day?

81 Jack, we weren't great, and you know it.

82 Maybe you weren't.

83 Oh, I see.

84 You were great, but the team wasn't.

85 Now you understand.

86 Dinner's almost ready.

87 About five more minutes.

88 When's the big game?

89 This was our last practice before the game.

90 Let's practice until dinner's ready.

- 91 I want a hot dog.
- 92 Ali, be patient.
- 93 On this map there are three restaurants in the Plaza of Nations.
- 94 How about Italian food for lunch?
- 95 Dear, he's only six.
- 96 May I have an ice cream sandwich, please, please?
- 97 I love ice cream sandwiches.
- 98 You may have your ice cream sandwich after lunch.
- 99 Can you help me?
- 100 I can have an ice cream sandwich later, can't I?
- 101 Of course, you can.
- 102 Come along, Ali.
- 103 Where are you from, Ali?
- 104 I can speak two languages.
- 105 Thank you for your help.

106 I have to study.

107 Don't you want to go?

108 I don't like dinner parties.

109 Tell them I'm sick.

110 I don't like to lie.

111 My English is so bad, and they don't speak Portuguese.

112 Do you really think so?

113 Yes, I do.

114 Do it for me.

115 Do you know my sister, Joana?

116 No, I don't.

117 Joana, I want you to meet Michael Crawford.

118 He's driving us to his parents' party.

119 Just five more minutes.

120 Sorry to keep you waiting.

121 But I need the money!

122 Why don't you look for a new job?

123 I don't know my way around New York.

124 I feel lost.

125 What's wrong with the job, Laura?

126 What don't you like about it?

127 I don't understand him.

128 What do you mean?

129 For him, business is everything.

130 No friendly words, no smiles, no little compliments.

131 Just business.

132 What about your work?

133 You like it, don't you?

134 To him, I am nothing.

135 Because he's impossible.

- 136 Let me help you.
- 137 Do you have any lettuce?
- 138 Seventy-nine cents a head.
- 139 How much are the grapes?
- 140 Ninety-nine cents a pound.
- 141 We don't have a lot of lettuce today.
- 142 How much do you need?
- 143 Not much.
- 144 How many do you need?
- 145 Oh, four or five.
- 146 Is anything wrong?
- 147 Give it to him for forty cents.
- 148 Whose oranges are these?
- 149 They're mine.
- 150 Hers.

WORD INDEX

On the following pages you will find a list of the words that appear in this book. They are arranged in alphabetical order. Each word is followed by a sentence.

like I don't like dinner parties.

This is the sentence in which the word first appears in context in the book. Following the sentence, two numbers are given.

our Are those students in our class? 3/1

These numbers indicate the unit and lesson in which the word and sentence appear. That is, 5/2 means Unit Five, Lesson Two.

Nouns are listed under the singular form, even if in the book they appeared in the plural.

friend Where are my friends?

Verbs are listed under the base form.

wait I'm sorry to keep you waiting.

The only exceptions to the above are irregular forms.

was I was in the bathroom.

Phrases, idioms, and other units of meaning that consist of more than one word are listed separately.

good morning Good morning, sir.

This index is not intended to be a substitute for a dictionary, but you will often be able to understand a word from the sentence given with it. You can also refer back to the particular unit and lesson to study the word in a larger context.

a	Thanks a lot, Bill.	1/1	
about	What about the woman in your office?		5/2
accent	And you have a good accent.	8/2	
advice	Thank you for your advice.	7/3	
after	Please be here at five after nine.	2/2	
afternoon	Were you at the park this afternoon?		6/1
again	I'm late again.	2/1	
ago	She was here a few minutes ago.		6/1
airport	Where is the airport?	3/1	
alone	You're going alone?	5/3	
along	Come along, Ali.	7/3	
always	You are always late, Miss Segura.		2/2
am	I am fine.	2/1	
ambitious	I don't think he's ambitious.		9/2
an	It's an ice cream sandwich.	2/3	
and	And you?	1/1	
angry	Laura is angry.	2/1	
anniversary	It's my parents' anniversary on April 22nd.		5/3
any	Do you have any lettuce?	10/1	
anything	Is anything wrong?	10/2	
apologize	Don't apologize.	8/3	
apple	It's an apple.	2/3	
are	How are you?	1/1	
around	I don't know my way around New York.		9/1
art	Is this the Museum of Modern Art?	1/2	
article	There's an article about it in the paper.		10/3
artist	You know I'm an artist.	8/3	
at	Miss Segura, please be here at nine o'clock.		2/2
assistant	There's my assistant, Maria, and her husband.	3/2	
baby	What a beautiful baby!	3/2	
back	You have a bad back.	10/1	
bad	Not bad, thanks.	1/1	
baked	Baked potatoes.	4/3	
bakery	And what's her name, the girl in the bakery?	5/2	
bank	Is that the bank?	1/2	
baseball	Billy and Jack are at baseball practice.		6/1
bathroom	I was in the bathroom.	6/1	

be	Miss Segura, please be here at nine o'clock.	2/2
beautiful	Beautiful day!	1/1
because	Because he's impossible.	9/3
bedroom	I was in our bedroom.	6/1
beer	No coffee, no tea, no wine, no beer.	9/2
before	It's two minutes before four.	2/3
bicycle	Can you ride a bicycle?	7/3
big	When's the big game?	6/3
birthday	It's her birthday next Sunday.	5/3
black	Black coffee, please.	4/3
book	Is that your book?	1/3
booth	Carlo and Anna are in line at the ticket booth.	4/2
boss	Is my boss here?	2/1
bread	How much is the bread?	10/1
breakfast	Breakfast's almost ready.	6/3
briefcase	It's in your briefcase.	3/1
brother	That's my brother.	1/3
building	This is the Space Building.	1/2
business	Good for business.	1/1
busy	I'm busy.	2/2
but	But, sir, this morning...	2/2
butter	How much is the butter?	10/1
buy	May I buy the newspaper from you?	10/3
cabbage	Do you have any cabbage?	10/1
cafeteria	There's a cafeteria on the ground floor.	4/1
can	Can you help me?	7/2
call	Call me Bill.	1/3
car	It's in your car.	3/1
career	For my career.	8/2
case	Over there, in the second case.	10/1
cent	It's ten cents.	2/3
certainly	Certainly.	7/1
charming	You have a charming accent.	8/2
change	Leopards don't change their spots.	9/3
child	He's only a child.	7/1
children	Where are the children?	6/1
class	Where's the English class?	3/1
close	Close the door.	3/3
cocktail	Here are your cocktails.	7/3
coin	There is a gold coin.	3/2
come	Please come in.	3/3

compliment	No friendly words, no smiles, no little compliments. 9/2
concert	Are you here for the concert, too? 3/2
cone	It's an ice cream cone. 4/3
confident	You're so confident. 8/2
counter	Carlo and Anna are in line at the counter. 4/2
couple	<i>Just a couple.</i> 10/2
cream	Coffee with cream and sugar, please. 4/3
cry	Don't cry, Laura. 9/1
dad	Hi, Dad. 6/2
dance	Can you dance? 7/3
date	What's today's date? 5/3
daughter	There's my assistant Maria, and her daughter, Lisa. 3/2
day	Beautiful day! 1/1
dear	That man's a dear. 2/3
deep	He's angry . . . in a deep voice "Miss Segura." 2/3
dialogue	Now, listen to this dialogue. 3/3
dictionary	I'm looking for a good dictionary. 9/1
dinner	Are you here for dinner, too? 3/2
dining room	<i>I was in the dining room.</i> 6/1
do	What are you doing? 5/1
doctor	That woman is a doctor. 2/3
dollar	It's two dollars. 2/3
door	Close the door. 3/3
down	Please sit down. 3/3
drive	I want you to drive us to the park. 8/3
drink	I have time for a drink. 8/1
early	I'm early again. 2/1
eat	Let's eat in the cafeteria. 4/2
egg	How much are the eggs? 10/1
evening	How are you this evening? 1/1
everything	For him, business is everything. 9/2
excuse	Excuse me, sir. 1/2
expensive	It's expensive, isn't it? 4/1
father	That's my father. 1/3
family	That's my family. 1/3

famous	Your market is famous.	10/2
feel	I feel lost.	9/1
few	She was here a few minutes ago.	6/1
find	I can't find the lettuce.	10/2
fine	Fine, thanks.	1/1
first	My first name is Bill.	1/3
flight	What's your flight number?	3/1
floor	On the first floor.	3/1
flower	Give her a flower.	5/1
food	How's the food?	4/1
for	Good for business.	1/1
free	For you, free!	2/3
french fries	A hamburger and french fries, please.	4/3
friend	Where are my friends?	3/1
friendly	No friendly words, no smiles, no little compliments.	9/2
from	Where are you from, Ali?	7/3
fruit	A fruit salad, please.	7/3
game	When's the big game?	6/3
garden	There is a Japanese garden at the Fair.	7/1
girl	I'm going to the movies with Maria, the Colombian girl on the fourth floor.	5/2
give	Give me a year.	8/3
glad	Glad to meet you, Mr. O'Neill.	1/3
go	Let's go to the cafeteria.	4/1
gold	There is a gold coin.	3/2
good	Good for business.	1/1
good afternoon	Good afternoon, Bill.	1/1
good-bye	Good-bye, Bill.	1/1
good evening	Good evening, Bill.	1/1
good morning	Good morning, sir.	1/1
good night	Good night, Mr. Lee.	1/1
grandfather	Grandfather, don't lift that.	10/1
grape	How much are the grapes?	10/1
great	Jack, we weren't great, and you know it.	6/2
ground	There's a cafeteria on the ground floor.	4/1
grow	It's growing.	8/3

guitar	Can you play the guitar?	7/3
guy	I think he's a great guy, but he isn't very ambitious.	9/3
half	In about half an hour.	6/3
hamburger	A hamburger and french fries, please.	4/3
happy	Happy to meet you, Bill.	1/3
hard	But English is hard.	3/3
have	May I have an ice cream sandwich, please, please?	7/1
he	Yes, he is.	2/1
head	Seventy-nine cents a head.	10/1
headache	A headache.	5/3
hear	Can you hear me?	7/2
hello	Hello, Bill.	1/1
help	Can you help me?	7/2
helpless	I am old, but I'm not helpless.	10/1
her	There's my assistant, Maria, and her husband.	3/2
her	Send her my regards.	5/1
here	Is my boss here?	2/1
him	Miguel is writing to him.	5/1
his	Howard, this is Paulo Farias, the new manager, and his sister, Joana.	3/2
hobby	That's a hobby, not a career.	8/3
home	I'm home again.	2/1
homework	Can you help me with my homework?	7/2
hot dog	I want a hot dog.	7/1
hour	She was here an hour ago.	6/1
how	How are you?	1/1
how do you do?	How do you do, Mr. O'Neill.	1/3
human	I don't think he's human.	9/2
hungry	Aren't you hungry?	4/1
husband	That's my husband.	1/3
I	I am fine.	2/1
ice cream	It's an ice cream sandwich.	2/3
ice cream sandwich	It's an ice cream sandwich.	2/3

idea	What a good idea!	3/2	
impossible	He's impossible.	7/1	
in	He's angry... in a deep voice "Miss Segura."		2/3
intelligent	You're intelligent.	8/3	
invite	Why don't we invite them to dinner?		9/3
it	What is it?	2/3	
jacket	No sweaters, no jackets.	9/2	
job	I have a good job.	8/1	
just	Just five more minutes.	8/3	
keep	Michael, sorry to keep you waiting.		8/3
kids	Where are the kids?	6/1	
kitchen	I was in the kitchen.	6/1	
know	I know.	5/3	
language	Are you here for language class, too?		3/2
last	Your last name is?	1/3	
late	I'm late again.	2/1	
lawyer	Is my lawyer here?	2/1	
leave	May I leave a message?	7/1	
lemon	How much are the lemons?	10/1	
leopard	Leopards don't change their spots.		9/3
let	Let me help you.	10/1	
let's	Let's go to the cafeteria.	4/1	
letter	Give her a letter.	5/1	
lettuce	Do you have any lettuce?	10/1	
library	Is that the library?	1/2	
lie	I don't like to lie.	8/1	
life	Business is his life.	9/2	
lift	Grandfather, don't lift that.	10/1	
like	I don't like dinner parties.	8/1	
lime	And a few limes.	10/1	
line	Anna and Carlo are in line in the cafeteria.		4/2
listen	Now, listen to this dialogue.	3/3	
little	My little Miguel.	3/3	
living			
room	I was in the living room.	6/1	
loaf	63¢ a loaf.	10/1	
lobster	The lobster is very good today.	7/3	
lonely	I feel lonely.	9/1	
look	I'm looking for a new job.	9/1	

lost	I feel lost.	9/1
lot	Thanks a lot, Bill.	1/2
love	Give her my love.	5/1
love	I love ice cream sandwiches.	7/1
lovely	You have a lovely accent.	8/2
luck	Good luck.	2/1
lunch	Lunch is almost ready.	6/3
machine	He's a machine.	9/2
magazine	I'm reading a magazine.	5/1
mama	Mama, I'm a man!	3/3
man	That man is a salesman.	2/3
manager	This is Paulo Farias, the new manager, and his sister, Joana.	3/2
many	There aren't many there.	10/2
map	On this map there are three restaurants in the Plaza of Nations.	7/1
market	Your market is famous.	10/2
martini	And the martini is for you, sir?	7/3
matter	What's the matter with him?	9/2
maybe	Maybe they are.	3/1
me	Excuse me, sir.	1/2
mean	What do you mean?	9/2
meat	No meat, no potatoes.	9/2
message	May I leave a message?	7/1
midnight	Please be here at midnight.	2/2
milk	Do you have any milk?	10/1
mine	They're mine.	10/3
minute	Fifteen minutes.	2/1
modern	Is this the Museum of Modern Art?	1/2
mom	Hi, Mom.	6/2
money	But I need the money.	9/1
monster	He's a monster.	2/3
month	It's her birthday next month.	5/3
more	Just five more minutes.	8/3
morning	How are you this morning?	1/1
mother	That's my mother.	1/3
movies	Let's go to the movies.	4/1
much	Thank you very much.	1/2
museum	Is this the Museum of Modern Art?	1/2
my	Bill, this is my sister, Joana Farias.	1/3

name	Your last name is?	1/3	
need	But I need the money.	9/1	
nervous	Paulo, I'm nervous.	3/3	
new	This is Paulo Farias, the new manager, and his sister, Joana.	3/2	
newspaper	May I buy the newspaper from you?	10/3	
next	Who's next?	4/2	
nice	Nice to meet you.	1/3	
night	I'm seeing her Friday night.	5/2	
no	No, I'm not.	4/1	
noon	Please be here at noon.	2/2	
not	Not bad, thanks.	1/1	
note	I'm writing a note to the Crawfords.	9/3	
notebook	Is that your notebook?	1/3	
nothing	Nothing.	9/2	
now	Now, Miss.	1/3	
number	What's the room number?	3/1	
o'clock	Miss Segura, please be here at nine o'clock.	2/2	
okay	That's okay, dear.	2/3	
of	Is this the Museum of Modern Art?	1/2	
of course	Of course, you can.	7/2	
office	What about the woman in your office?	5/2	
old	I am old, but I'm not helpless.	10/1	
on	On the first floor.	3/1	
only	Dear, he's only six.	7/1	
open	Now, open your books to page 1, and repeat after me.	3/3	
or	What about Michelangelo or Picasso?	8/3	
orange	And the oranges?	10/1	
order	May I take your order?	7/1	
our	Are those students in our class?	3/1	
ours	They're ours.	10/3	
over	That's the museum over there.	1/2	
page	Now, open your books to page 1, and repeat after me.	3/3	
paint	And I want to paint.	8/3	

paper	There's an article about it in the paper.	10/3
pardon	Pardon me, Laura.	1/2
parent	Where are your parents?	3/1
park	Were you at the park this afternoon?	6/1
party	I'm going to a party.	5/2
passport	What's your passport number?	3/1
past	It's a quarter past three.	2/3
patient	Ali, be patient.	7/1
pavilion	It's in the Italian Pavilion over there.	7/2
pen	Is this your pen?	1/3
pencil	Is that your pencil?	1/3
people	Here people always use the phone.	9/3
phone	What's your phone number?	3/1
plane	There's your plane, Flight 212.	3/2
play	You may play baseball after lunch.	7/1
please	Please call me Joana.	1/3
pleased	Very pleased to meet you.	1/3
pleasure	A pleasure meeting you, Joana.	1/3
pocket	It's in your pocket.	3/1
post office	Is that the post office?	1/2
potato	It's a baked potato.	4/3
pound	Ninety-nine cents a pound.	10/1
practice	Billy and Jack are at baseball practice.	6/1
present	There is a present.	3/2
price	Give it to him for half price.	10/3
pretty good	Pretty good, thanks.	1/1
quarter	It's a quarter past three.	2/3
quiet	Ali, be quiet.	7/1
race	The race is next Sunday.	6/3
read	Now, read page 1.	3/3
ready	Uh, I'm not ready yet, thank you.	4/2
really	No, not really.	8/1
regards	Send her my regards.	5/1
repeat	Now, open your books to page 1, and repeat after me.	3/3
rest	I need the rest.	9/1
restaurant	There is an Italian restaurant in the Plaza.	7/1
rice	The rice isn't good, but the sandwiches are okay.	4/3
rich	You're a rich young man!	10/3
ride	Can you ride a bicycle?	7/3
room	Room 101.	3/1

sad	I'm sad. 2/2
salad	Uh, stew, a salad, and coffee, please. 4/3
salesman	That man is a salesman. 2/3
saleswoman	That woman is a saleswoman. 2/3
sandwich	The rice isn't good, but the sandwiches are okay. 4/3
say	You can't say "no" to the Crawfords. 8/2
school	I'm always nervous in school. 3/3
see	Aren't you seeing her tonight? 5/2
secretary	Is my secretary here? 2/1
send	Send her my regards. 5/1
several	Several. 10/2
she	She is fifteen minutes late. 2/1
sherry	The sherry? 7/3
sick	She is sick. 2/1
sir	Good morning, sir. 1/1
sister	Bill, this is my sister, Joana Farias. 1/3
sit	Please sit down. 3/3
smile	No friendly words, no smiles, no little compliments. 9/2
so	My English is so bad. 8/2
so long	So long, Bill. 1/1
some	We have some lettuce. 10/1
son	There's my assistant, Maria, and her son, Richard. 3/2
soon	See you soon. 1/1
sorry	I'm sorry. 2/2
soup	It's vegetable soup. 4/2
speak	I can speak two languages. 7/3
spot	Leopards don't change their spots. 9/3
stand	Please stand up. 3/3
stew	Uh, stew, a salad, and coffee, please. 4/3
store	Go to the store for me. 8/2
story	Can you read a story to me? 7/2
street	There are three restaurants on this street. 7/1
student	He's a student. 2/3
study	What are you studying? 5/1
sugar	Coffee with cream and sugar, please. 4/3
suitcase	Where is your suitcase? 3/1
supper	Supper's almost ready. 6/3
sure	Sure is. 1/1
surprise	What a surprise! 3/2

sweater	Isn't that my new sweater?	5/2	
sweetheart	You're a sweetheart.	2/3	
take	Take your time.	4/2	
talk	I'm talking to your mother.	7/1	
tea	It's tea.	4/3	
teacher	Is my teacher here?	2/1	
team	You were great, but the team wasn't.	6/2	
telephone	What's your telephone number?	3/1	
tell	What can I tell the Crawfords?	8/1	
tennis	Can you play tennis?	7/3	
test	The test is tomorrow morning.	6/3	
textbook	Is that your textbook?	1/3	
ticket	Where is my ticket?	3/1	
time	What time is it?	2/3	
thanks	Fine, thanks.	1/1	
thank you	Fine, thank you.	1/1	
that	Is that the Space Building?	1/2	
the	Is this the Museum of Modern Art?	1/2	
theater	Carlo and Anna are in line at the theater.	4/2	
their	Leopards don't change their spots.	9/3	
theirs	They're theirs.	10/3	
them	Miguel is writing to them.	5/1	
then	O.K. then.	4/1	
there	That's the museum over there.	1/2	
these	Are these students in English 3?	3/1	
they	Maybe they are.	3/1	
think	Do you really think so?	8/2	
this	How are you this morning?	1/1	
those	Are those students in our class?	3/1	
to	Very pleased to meet you.	1/3	
today	How are you today?	1/1	
tomorrow	See you tomorrow.	1/1	
tonight	See you tonight.	1/1	
too	Are you here for English, too?	3/2	
try	But I have to try.	8/3	
understand	Now you understand.	6/2	
until	Let's practice until dinner's ready.	6/3	
up	Please stand up.	3/3	
us	Miguel is writing to us.	5/1	
use	Here people always use the phone.	9/3	

vegetable	It's vegetable soup.	4/2	
very	Very well, thank you.	1/1	
voice	He's angry... in a deep voice "Miss Segura."		2/3
wait	I'm sorry to keep you waiting.		8/3
want	I want a hot dog.	7/1	
was	I was in the bathroom.	6/1	
way	I don't know my way around New York.		9/1
we	Yes, we are.	3/1	
week	I'm seeing her next week.	5/2	
welcome	You're welcome.	1/2	
well	Very well, thank you.	1/1	
what	What is it?	2/3	
when	When's the big game.	6/3	
where	Where is the English class?	3/1	
who	Who's next?	4/2	
whose	Whose oranges are these?	10/3	
why	Why don't you call them?	9/3	
wife	That's my wife.	1/3	
window	Close the window.	3/3	
wine	I love wine.	7/1	
with	Coffee with cream and sugar, please.		4/3
woman	That woman is a secretary.	2/3	
wonderful	We were wonderful this morning, weren't we?	6/2	
word	No friendly words, no smiles, no little compliments.	9/2	
work	You don't have to work there.	9/1	
write	Are you writing letters again?	5/1	
wrong	I'm wrong.	2/2	
year	Give me a year.	8/3	
yes	Yes, he is.	2/1	
yesterday	She was here yesterday.	6/1	
yet	Uh, I'm not ready yet, thank you.		4/2
you	How are you?	1/1	
young	You're a rich young man!	10/3	
your	Your last name is . . . ?	1/3	

THE COLLIER MACMILLAN ENGLISH PROGRAM

The Collier Macmillan English Program includes basic courses which develop conversational skills plus reading and writing capability. Supplementary materials provide additional instruction in pronunciation, reading, grammar, conversation, and the specialized vocabulary of certain professions. The materials described below can be used to supplement **NEW ENGLISH 900**. Detailed information on these materials and other titles may be obtained from the publisher.

COLLIER MACMILLAN ENGLISH READERS

Collier Macmillan has a wide choice of graded readers that give students an opportunity to practice already familiar vocabulary and structures in an entertaining and informative context. The selection includes original and adapted short stories, articles, biographies, modern novels, and simplified classics. There are readers graded by vocabulary, by structures, books for children and adults, and for students with specific interests.

ON SPEAKING TERMS: Conversational English for Advanced Students

102 short dialogs on several familiar subjects offer advanced ESL students varied and intensive oral practice. Useful exercises are also included, and a reel-to-reel or cassette tape of native American speakers delivering all the main dialogs is available.

FUN WITH ENGLISH

Learning games, crossword puzzles, anagrams, and mystery stories to improve vocabulary and reading comprehension in a new and stimulating manner. A *Teacher's Answer Key and Utilization Guide* containing answers to all the puzzles and suggestions for classroom use is available.

WRITE AWAY

A two-book series that builds writing fluency through a variety of highly motivating tasks. These exercises give learners practice in expressing a single idea several different ways. There are open-ended suggested activities at the end of each exercise, an answer key, and an index to the grammatical operations.

Songs for Learning English as a Second Language

Teachers seeking to spark student interest and reinforce drill material will value the addition of these recordings to the classroom, as each musical selection focuses on a specific grammatical point. Vocabulary and structure are on a more elementary level in *ESL Express* than in *Hard to Learn That English as a Second Language Blues*. An insert containing the words to the songs, plus suggested activities, accompanies each record or cassette tape.

A PRACTICAL ENGLISH GRAMMAR

Designed to help intermediate and advanced level students attain thorough understanding of exactly what happens when English sentence building elements are combined, *A Practical English Grammar* offers detailed explanations of the rules of correct grammar and the construction of sentences. The book provides a comprehensive package when used with *A Practical English Grammar Programmed Workbook*, as each lesson in the workbook covers the material in the chapter of that same number in the text.

THE KEY TO ENGLISH

Ten books designed to bring aspects of grammar (prepositions, adjectives, verbs, two-word verbs, nouns, figurative expressions, and letter writing) into focus and within easier reach of the student. Each book contains exposition, exercises, and drills.

DRILLS AND EXERCISES IN ENGLISH PRONUNCIATION

This series of three texts, *Consonants and Vowels*, *Stress and Intonation Parts 1 and 2*, with 54 accompanying tapes, provide basic drill material on all the individual sounds and the more important combinations of sounds in the English sound system, word and phrase stress, and intonation in ordinary speech patterns.

THE SPECIAL ENGLISH SERIES

Twenty books cover the idioms, technical terms, and standards of communication common in professional situations in these fields: business, tourism, medicine, banking, international trade, aviation, journalism, agriculture, engineering, secretaries, and hotel personnel. There are accompanying pre-recorded tapes. This series requires a knowledge of English on an intermediate level.

THE COLLIER MACMILLAN TEACHER'S LIBRARY

ENGLISH PRONUNCIATION: A Manual for Teachers

APPLIED LINGUISTICS: A Survey for Language Teachers

TEACHING READING TO NON-ENGLISH SPEAKERS

THE ADULT BASIC EDUCATION-TESOL HANDBOOK

COLLIER MACMILLAN ENGLISH PROGRAM

The Collier Macmillan English Program is unique in providing a wide range of basic and supplementary material to meet the differing needs of students of English as a second language.

A list of titles is given on the inside covers of this book. The publishers will be glad to send more information about the Collier Macmillan English Program.

Maxwell Macmillan International Publishing Group
ESL/EFL Department
866 Third Avenue
New York, NY 10022